

LEVERS FOR INCLUSION

Recommendations from the Inclusion Policy Lab based on Scientific Evidence

April 9, 2024





Catalogue of publications of the General State Administration

<https://cpage.mpr.gob.es>

© Ministry for Inclusion, Social Security and Migration

Madrid, 2025

Author:

General Secretariat for Inclusion

Edited and distributed by:

General Secretariat for Inclusion

Calle Agustín de Betancourt, 19. 28003 Madrid

E-mail: sg.inclusion@inclusion.gob.es

Web: <https://www.inclusion.gob.es/web/inclusion>

NIPO PDF 121-25-075-X

Quotation:

General Secretariat for Inclusion, Ministry for Inclusion, Social Security and Migration (2025). Levers for Inclusion: Recommendations from the Inclusion Policy Lab based on Scientific Evidence.



Financiado por
la Unión Europea
NextGenerationEU



Plan de Recuperación,
Transformación y Resiliencia



Table of contents

EXECUTIVE SUMMARY	5
1 INTRODUCTION.....	7
2 DESCRIPTION OF THE INCLUSION POLICY LAB.....	10
2.1 REGULATORY FRAMEWORK.....	10
2.2 CONTEXT	13
2.3 GOVERNANCE STRUCTURE	14
2.4 PHASES OF THE INCLUSION POLICY LAB	18
2.5 RANDOMIZED CONTROLLED TRIALS METHODOLOGY.....	20
3 SUMMARY OF PILOT PROJECTS.....	23
4 IMPACT RESULTS.....	35
4.1 RESULTS OF THE WORK AND ENTREPRENEURSHIP PROJECTS	36
4.2 RESULTS OF THE SOCIAL ACCOMPANIMENT AND NON-TAKE-UP PROJECTS	38
4.3 EDUCATION PROJECTS OUTCOMES	40
4.4 DIGITAL SKILLS PROJECTS OUTCOMES.....	41
4.5 OUTCOMES IN HEALTH, SOCIAL PARTICIPATION AND HOUSING	42
5 LESSONS LEARNED AND PUBLIC POLICIES RECOMMENDATIONS.....	44
6 COMPLIANCE WITH MILESTONE 351 OF THE RECOVERY PLAN	49
ANNEX.....	50
A. SUMMARIES OF THE 18 PROJECTS THAT MEET MILESTONE 351	50
B. LIST OF RESEARCHERS AND ASSOCIATED PROJECTS	98
C. TIMELINE OF THE INCLUSION POLICY LAB'S MAJOR MILESTONES.....	100
D. LIST OF PROJECTS BY MAIN ACTION AREA AND TARGET POPULATION.....	101
E. METHODOLOGICAL ANNEX OF THE PROJECT DESCRIPTIONS	103

List of Acronyms

AIReF Independent Authority for Fiscal Responsibility

CEMFI Center for Monetary and Financial Studies

ECOFIN Economic and Financial Affairs Council of the European Union

EPSCO Council on its Employment, Social Policy, Health and Consumer Affairs

MIS Minimum Income Scheme

J-PAL Abdul Latif Jameel Poverty Action Lab

MISSM Ministry of Inclusion, Social Security and Migration

PA Public Administration

RCT Randomized Control Trials

RD Royal Decree

RTRP Recovery, Transformation and Resilience Plan

SGI General Secretariat for Inclusion



Executive Summary

Spain has relative poverty rates higher than the European average. This structural problem tends to be accentuated in periods of crisis, such as the one caused by the COVID-19 pandemic.

In 2020, the **Minimum Income Scheme (MIS) was approved** as a fundamental instrument in the fight against social exclusion and a key component of the **social shield** launched by the Government to alleviate the consequences of the pandemic. To date, 800,000 families and more than 2.3 million people have received the MIS.

But the MIS is **much more than a financial benefit**. The MIS Law establishes the need **to develop comprehensive strategies for inclusion** that facilitate labour insertion and provide a boost for people to get out of poverty.

Given the wide range of possible actions, the Ministry of Inclusion, Social Security and Migration (henceforth, “the Ministry” or MISSM) addresses this challenge with an approach based on **public policy innovation and evaluation**. To this end, the **Ministry of Inclusion, Social Security and Migration**, through the **General Secretariat for Inclusion**, has launched the **Inclusion Policy Lab**, in which **34 pilot projects are promoted** in collaboration with autonomous communities, local entities and third sector organizations. It was decided to evaluate the projects based on the **highest scientific standards**, through the **methodology of Randomized Controlled Trials**. This methodology, analogous to clinical trials in medicine, consists of implementing a program in a group of randomly selected individuals and comparing the results with a control group. In this way, one can rigorously measure the **causal impact of the program**. To strengthen the assessment, the MISSM establishes strategic alliances with two internationally renowned institutions: the Center for Monetary and Financial Studies (CEMFI) and the Abdul Latif Jameel Poverty Action Lab (J-PAL), the latter directed by two Nobel Laureates in Economics.

The Inclusion Policy Lab is part of the **Recovery, Transformation and Resilience Plan (RTRP)**, as a key investment to strengthen inclusion policy in our country (Component 23. Investment 7). With an innovative governance framework, the Inclusion Policy Lab is **an innovation itself**, as its objective is, not only the exercise of investment, but also the generation of evidence on what works best. This is reflected in the key milestone of the RTRP itself, which is to submit at least 18 good practices or evaluations to the European Commission.

This report presents the main findings of the evaluation of more than 30 projects that are synthesized in the following **10 key recommendations for the design of inclusion policies**:

1. **Invest in personalized care:** Projects that provide personalized, comprehensive care have performed better than those that rely on more standard, lower-intensity approaches. This highlights the importance of having low ratios of technical staff per person in vulnerable situations.
2. **Acting from different areas:** Poverty is a complex phenomenon with multiple causes. Comprehensive projects that combine different interventions have had better results. For example, employment promotion projects have achieved higher labour insertion rates when job guidance has been combined with psychosocial interventions, with specific training in digital skills, or with aid for work-life balance.

3. **Promote community support networks and psychological care.** Projects that have developed psycho-emotional support interventions (positive parenting, communication skills training and conflict resolution, emotional management) have had good results in both emotional well-being and other inclusion metrics. Interventions that have generated support networks among participants have also exhibited good results.
4. **Prioritize investment in education as a lever for improving human capital.** Several educational projects (tutoring, educational reinforcement, promotion of entrepreneurship) have had a positive impact on school performance and student confidence. Educational support for vulnerable groups can be a lever for improving human capital and productivity.
5. **Bridging the digital-skills gap through training.** The provision of technological devices and training in digital skills is an effective strategy for bridging the digital-skill gap. They are also effective in promoting job search and facilitating interaction with public administrations.
6. **Intensify efforts in the recruitment and retainment phase.** The Inclusion Policy Lab has faced significant challenges due to the need for coordination and close collaboration with several dozen actors, difficulties in attracting and retaining a large number of participants and tight deadlines for execution. These learnings constitute an asset for future initiatives.
7. **Strengthen collaboration with administrations and entities that are closest to citizens.** The success of the actions aimed at vulnerable populations is largely due to the in-depth knowledge that social services and third sector entities have of these groups (for example: homelessness, people with disabilities, migrant women, the Roma population, among others).
8. **Strengthen support processes to overcome barriers to access to public benefits.** It's not enough to just give information. To reduce non take-up rates, in both in the Minimum Income Scheme and in other benefits, it is necessary to build the confidence of these people with face-to-face accompaniment.
9. **Promote methodologies for the evaluation of public policies.** The Inclusion Policy Lab has been a pioneering initiative at the international level. There is no previous experience that has launched 32 Randomized Controlled Trials in a coordinated manner from a public administration. The Inclusion Policy Lab is itself a demonstration of success and constitutes an international benchmark for other evaluation and innovation initiatives in the field of public policies.
10. **Reinvest accumulated learnings to scale best practices.** Several projects have demonstrated significant potential to be scaled up and adopted within public policy, and some have already taken steps towards this expansion. More research is needed to encourage the scaling up of best practices and to foster the cost-effectiveness of inclusion policy.

1 Introduction

Social **exclusion** and economic vulnerability represent a major challenge for advanced economies. Countries such as Spain have managed to achieve high levels of prosperity, where most citizens have good living conditions and access to quality public services. Despite these advances, there are still groups in our society in situations of need and with material deprivation. Poverty rates in Spain are high in the context of the European Union and require redoubled efforts to reduce them.

In addition, social exclusion in Spain has a remarkable **structural dimension** that has a significant impact on certain groups and geographical areas. This phenomenon also has a high degree of intergenerational persistence, pointing to the deep-rooted nature of the problem and underscoring the urgency of implementing comprehensive strategies. Inclusion policies must represent a lever for these people to prosper, emerging from their state of vulnerability.

One of the most significant advances in the fight against social exclusion in Spain in recent decades has been the implementation of the **Minimum Income Scheme** (in Spanish, Ingreso mínimo Vital, MIS). Its approval by Royal Decree-Law 20/2020, of May 29, 2020, followed by its final adoption by Law 19/2021, of December 20, 2021, establishing the MIS, marks a before and after in the field of social policies in Spain, addressing a shortcoming widely pointed out by both European institutions and international organizations. Until then, Spain was one of the few countries in the European Union that lacked a national minimum income policy. The regional minimum incomes provided partial and unequal coverage of situations of vulnerability in our territory.

Since its launch, the MIS has reached more than 770,000 households and more than 2.2 million people, while minimum incomes, in December 2023, were only received by 220,000 households and 450,000 people. Therefore, the MIS stands today as **a pillar of our Welfare State**. Deployed during the COVID-19 pandemic, the MIS has provided indispensable support for the most vulnerable families in our country. The MIS is also a fundamental piece of the so-called Social Shield, which is estimated to have reduced the poverty rate by 3.2 percentage points and prevented 1.5 million people from falling into poverty (EAPN-ES 2022). Despite a very adverse context, inequality in Spain has decreased significantly in recent years, reaching the lowest level of the Gini Index in the last 18 years.

But the MIS is much more than a financial benefit. From the beginning of its regulatory development, it is committed to developing **comprehensive strategies for inclusion**,

promoting complementary measures that promote social and labour insertion and that provide an impetus for families to progress and get out of poverty.

However, conceiving poverty as a complex and multi-dimensional phenomenon poses significant challenges for the formulation of public policies: the range of possible approaches and interventions is vast, and we do not know which could be the most effective. Faced with this reality, the Ministry of Inclusion, Social Security and Migration (in Spanish, Ministerio de Inclusión, Seguridad Social y Migraciones, MISSM) chooses to address this challenge with an approach **based on innovation in public policy and evaluation**. The implementation of public policy pilots is proposed to determine which approaches work best, generating evidence that can then be used in the process of scaling up or designing public policies.

In addition, following the regulatory framework of the MIS that evaluations must be carried out in accordance with **the highest scientific standards**. This is reflected in the two Royal Decrees that cover the programs, stipulating that the evaluation will be carried out based on the methodology of **Randomized Controlled Trials (RCT)**. This methodology, analogous to clinical trials in medicine, consists of implementing a program in a group of randomly selected subjects and comparing the results with a control group. In this way, rigorous evidence is obtained on the causal impact of the program on the target population.

The involvement of the European Commission is also a key element in this process. The **Recovery, Transformation and Resilience Plan** includes a key investment aimed at strengthening the inclusion policy, through the integration of socio-labour policies in the MIS. The main milestone associated with this investment is the presentation of solid evidence. Specifically, the European Commission requested Spain to provide, at least, 18 good practices or results of evaluation of inclusion programs. This configuration represents **an innovation itself**, since the objective of the action is not only the exercise of investment, but also the generation of evidence on what works best. Subsequently, this evidence can be incorporated into the design of public policies on inclusion by public administrations in Spain, but also in other member states of the European Union.

This is how the **Inclusion Policies Lab was established**, facilitating the promotion and evaluation of 34 projects according to the most rigorous scientific criteria. For the implementation and development of this Inclusion Policy Lab, the General Secretariat for Inclusion (in Spanish, *Secretaría General de Inclusión, SGI*) has established an **innovative governance framework** that provides a scheme that can potentially be replicated in other government entities. In this model, the General Secretariat for Inclusion has had a triple role as promoter, evaluator, and executive of the different projects. The programs and actions in the territory have been implemented by autonomous communities, local entities and the third sector organizations. In addition, the Ministry has had the scientific support of two

internationally renowned institutions: the Centre for Monetary and Financial Studies (CEMFI) and the Abdul Latif Jameel Poverty Action Lab (J-PAL), led by Esther Duflo and Abhijit Banerjee, awarded the Nobel Prize in Economics in 2019 for their experimental approach to the fight against poverty. The projects have been characterized by close collaboration of all parties involved. In all phases, including design, implementation and evaluation, the teams of the General Secretariat for Inclusion, accompanied by the researchers, have had an intense dialogue with the implementing bodies that has managed to homogenize processes, implement a rigorous evaluation methodology and ensure the development of the programs. The Inclusion Policy Lab provides a key example of how the General State Administration can promote innovation in public policies, in cooperation with other public administrations, with the third sector and with the scientific community. This confluence of actors and close collaboration has generated multiple synergies and learnings that are having a transformative impact on many of the organizations that have participated in this initiative.

This report describes the context, organization, and key findings of the **Inclusion Policy Lab**. Its purpose is twofold: on one hand, it offers a detailed analysis of the governance process, highlighting the lessons learned throughout this pioneering project. On the other hand, it is dedicated to compiling and synthesizing the most relevant results of the projects.

In addition, the document aims to condense the lessons learned in the field of public policy, thus providing a valuable perspective on the most effective strategies to promote social inclusion. **Its ultimate goal is to serve as a reference for other administrations, whether state, regional or local, and even inspire other countries to implement similar initiatives.**

In conclusion, the Inclusion Policy Lab is a **great boost to the evaluation of public policies with the highest levels of quality in Spain**. It is a pioneer in its governance model and in the promotion from a public administration of a large number of projects evaluated with the highest scientific standards. In addition, it focuses on improving inclusion policies, which is of utmost importance, given that social exclusion represents a critical and priority challenge in our country. This initiative positions Spain as a leader in innovation and evaluation of policies for inclusion, and this was conveyed by **Professor Abhijit Banerjee, Nobel Prize** in Economics in 2019, during his recent visit to our country:

"My hope is that this idea [the Inclusion Policy Lab] will travel to the rest of Europe. Spain has been a leader. There are a lot of Randomized Controlled Trials (...) but they've been done one at a time. What is unique about what has been done in Spain is the idea that an infrastructure for evaluation has to be created, which makes the generation of evidence at the centre of the exercise of public policy, and not on the margins."

Abhijit Banerjee, Madrid, 30 January 2024

2 Description of the Inclusion Policy Lab

2.1 Regulatory Framework

The Inclusion Policy Lab is part of the **public policies to support social inclusion** that accompany the MIS. Law 19/2021, of December 20, 2021, establishing the MIS, creates a new economic benefit whose main objective is to prevent the risk of poverty and social exclusion of people in situations of economic vulnerability.

The MIS is one of the social inclusion policies designed by the **Ministry of Inclusion, Social Security and Migration (MISSM)** that is part of the protective action of the Social Security system in its non-contributory modality. The MIS is configured as a **minimum income policy**, it aims to ensure that all citizens have a minimum income. Minimum income thresholds vary depending on the type of household you live in. The financial benefit received by the beneficiaries corresponds to the difference between their income and the minimum income threshold to be guaranteed.

But the MIS is much more than a financial benefit. Article 31 of Law 19/2021 establishes that strategies for the inclusion of beneficiaries of the MIS will be promoted, through the current General Secretariat for Inclusion, within the scope of its competences, through complementary measures that promote social and labour insertion, thus providing a crucial stimulus for families to move towards overcoming the situation of vulnerability.

These strategies are developed within the framework of the **Recovery, Transformation and Resilience Plan (RTRP)**.¹ The General Secretariat for Inclusion of the MISSM participates in a relevant way in Component 23 "New public policies for a dynamic, resilient and inclusive labour market", framed in policy area VIII "New care economy and employment policies". Among the reforms and investments proposed in this Component 23 is investment 7 "Promotion of Inclusive Growth by linking socio-labour inclusion policies to the Minimum Income Scheme", which promotes the implementation of a new model of inclusion.

Through the development of the Inclusion Policy Lab, **the milestones committed to in the RTRP are met**. Milestone 350 states that 8 agreements must be signed with implementing agencies by March 31, 2022. Monitoring indicator 351.1 establishes the signing of at least 10

¹ The Recovery, Transformation and Resilience Plan refers to the Recovery Plan for Europe, which was designed by the European Union in 2020 in response to the economic and social crisis triggered by the COVID-19 pandemic. This plan, also known as NextGenerationEU, sets out a framework for the allocation of recovery funds and for boosting the transformation and resilience of member countries' economies.

additional agreements by 31 March 2023. A total of 34 agreements were signed, almost double the amount committed to the European Commission.

Milestone 351 states that, following the completion of at least 18 pilot projects, the evaluations will be published along with public policy recommendations on how to improve the effectiveness of social inclusion policies in 2024. This report and the individual evaluation reports of the 18 projects form the documentation that supports the achievement of this milestone.

The inclusion strategies promoted in the Inclusion Policy Lab have been developed in collaboration with the **Autonomous Communities and Cities, Local Entities and the third sector organizations**. These entities proposed and implemented projects, while the General Secretariat for Inclusion carried out the evaluation and monitoring tasks, ensuring that the project was correctly aligned with the established evaluation methodology and guaranteeing the optimal functioning of the projects.

For the selection of projects, dissemination processes of the initiative were opened (specifically through virtual meetings with all the Autonomous Communities and Cities) and an **Expression of Interest** was launched, where public administrations and Third Sector entities were able to make proposals for innovative projects. The projects were evaluated according to the degree of social innovation, the potential impact of the evaluation on the design of public policies, and their adequacy to the methodology of Randomized Control Trials. In the end, 34 projects were selected, and subsidies were awarded through two royal decrees:

- **Royal Decree 938/2021²**, through which subsidies are awarded for the execution of 16 pilot projects of inclusion itineraries corresponding to autonomous communities, local entities and entities of the third sector organizations. This royal decree contributed to the fulfilment of milestone 350³ and monitoring indicator 351.1⁴ of the RTRP.

² Royal Decree 938/2021, of October 26, 2021, which regulates the direct granting of subsidies from the Ministry of Inclusion, Social Security and Migration in the field of social inclusion, for an amount of 109,787,404 euros, within the framework of the Recovery, Transformation and Resilience Plan (BOE-A-2021-17464).

³ Milestone 350 of the RTRP: "Improve the rate of access to the Minimum Income Scheme and increase the effectiveness of the MIS through inclusion policies, which, according to its description, will translate into supporting the socio-economic inclusion of the beneficiaries of the MIS through itineraries: eight collaboration agreements signed with subnational public administrations, social partners and social action entities of the third sector to carry out the itineraries. The objectives of these partnership agreements are: (i) to improve the MIS access rate; ii) increase the effectiveness of the MIS through inclusion policies."

⁴ Monitoring indicator 351.1 of the RTRP: "at least 10 additional collaboration agreements signed with subnational public administrations, social partners and social action entities of the third sector to carry out pilot projects to support the socio-economic inclusion of MIS beneficiaries through itineraries".

- **Royal Decree 378/2022⁵**, which grants subsidies for a total of 18 pilot projects of inclusion itineraries executed by autonomous communities, local entities and entities of the third sector organizations. This royal decree contributed, together with the previous one, to compliance with monitoring indicator 351.1 of the RTRP.

Finally, it is important to highlight the experimental and evidence-generating nature of the inclusion itineraries, which makes this initiative compatible and complementary with the inclusion competencies of the Autonomous Communities.

Table 1. Implementing Organizations of Pilot Projects According to Type and Royal Decree

RD 938/2021	RD 938/2021
Autonomous communities	
Principality of Asturias Government of Aragon Regional Government of Castilla-La Mancha Autonomous City of Ceuta Generalitat Valenciana 1ºRD Regional Government of Extremadura Galicia Government of Navarre 1ºRD	Government of the Basque Country Junta de Andalucía Government of Catalonia Community of Madrid Government of Murcia Gobierno de Navarra 2ºRD
Local entities	
Sevilla City Council Santander City Council	Madrid City Council Barcelona City Council
Third Sector entities	
Cáritas- Accede Fundación Secretariado Gitano Hogar Sí Plena Inclusión Save the Children	Ayuda en Acción Cáritas- Emplea Lab Fundación CEPAIM Cruz Roja EAPN-España EAPN-Canarias Fundació Bofill Fundació Esplai

Source: Own elaboration

⁵ Royal Decree 378/2022, of May 17, 2022, regulating the direct granting of subsidies from the Ministry of Inclusion, Social Security and Migration in the field of social inclusion, for an amount of 102,036,066 euros, within the framework of the Recovery, Transformation and Resilience Plan (BOE-A-2022-8124).

The Policy Lab as an Example of *Social Investment*

The history of the Inclusion Policy Lab is intimately linked to the concept of **social investment**. The Laboratory is carried out through the RTRP, which is the Spanish strategy created to channel NextGenerationEU funds for economic and social recovery after the COVID-19 pandemic. These funds finance reforms and investments that aim to build more sustainable and resilient economies. The case of the Laboratory is framed in this plan as an **investment**. Its configuration reflects the idea that these programs can be understood as actions that can contribute to boosting the economy through improvements in human capital and productivity.

The General Secretariat for Inclusion (SGI) and the MISSM have promoted the concept of **social investment** at the highest European level. Within the framework of the Spanish and Belgian Presidency, between July 2023 and July 2024, an informal working group was set up that has been co-led by the SGI together with the Belgian counterpart. On 12 March 2024, the results of this working group were presented at a joint meeting between ECOFIN and EPSCO. The outcome of this session was the **recognition of the concept of social investment and the commitment** to continue moving towards common recommendations on public policy evaluation.

The Inclusion Policy Lab is the **best example** that social policies, when well designed and rigorously evaluated, constitute an investment and not a social expense.

2.2 Context

The MIS and the Inclusion Policy Lab arise in a context of great need caused by the COVID-19 pandemic. However, its development also makes up for structural deficiencies in social policy. Among the commitments made by the Government of Spain at the beginning of the XIV legislature (2020), were the development of a state model of minimum income and a greater reinforcement of the State's social policy.

The regional minimum incomes had had disparate developments, with very heterogeneous amounts, coverage rates and access routes in the Spanish territory. The Council of Europe has issued several recommendations to Spain with the aim of mitigating disparities and filling existing gaps, as well as strengthening integrated accompaniment strategies for people in vulnerable situations.

The Inclusion Policy Lab is also a boost in the evaluation of **public policies**. Spain has developed a culture of evaluation that, compared to neighbouring countries, is less deeply

ingrained. Despite the progress made in recent years, such as the creation of the Independent Authority for Fiscal Responsibility (AIReF) and the enactment of Law 27/2022, of 20 December, on the institutionalisation of the evaluation of public policies in the General State Administration, to institutionalise the evaluation of public policies, there is room for progress and improvement in this area.

In relation to the use of **Randomized Controlled Trials** in evaluation, the trajectory in our country is also limited. This methodology emerged in the early 2000s, thanks to the work of Abhijit Banerjee, Esther Duflo and Michael Kremer, who were awarded the Nobel Prize in Economics in 2019 for the experimental approach in the fight against poverty. Since then, the number of Randomized Controlled Trials has grown significantly globally. To date, this methodology is considered the most rigorous for measuring the causal impacts of programs or interventions. However, these experiments are often configured by isolated initiatives, driven by research teams in collaboration with third sector entities. The implementation of Randomized Controlled Trials in a coordinated manner by public administrations remains rare at the global level.

Some precedents of the Inclusion Policy Lab are the MineduLAB in Peru, framed in the Peruvian Ministry of Education and developed with the collaboration of J-PAL. Created in 2014, 13 Randomized Controlled Trials have been conducted to improve education policy. Other governments have opted for evaluations of certain aspects of a program without actually assessing policies as a whole. This is the approach of the UK's Behavioral Insights Team. Created in 2010 within the Prime Minister's office, it has carried out experiments, mostly small-scale and focused on behavioural interventions, also called "nudges".

In conclusion, the coordinated push of more than 30 Randomized Controlled Trials from one government is **unprecedented at the international level**. This initiative positions **Spain** as a **benchmark in the evaluation of public policies** and the design of public policies based on the highest scientific standards.

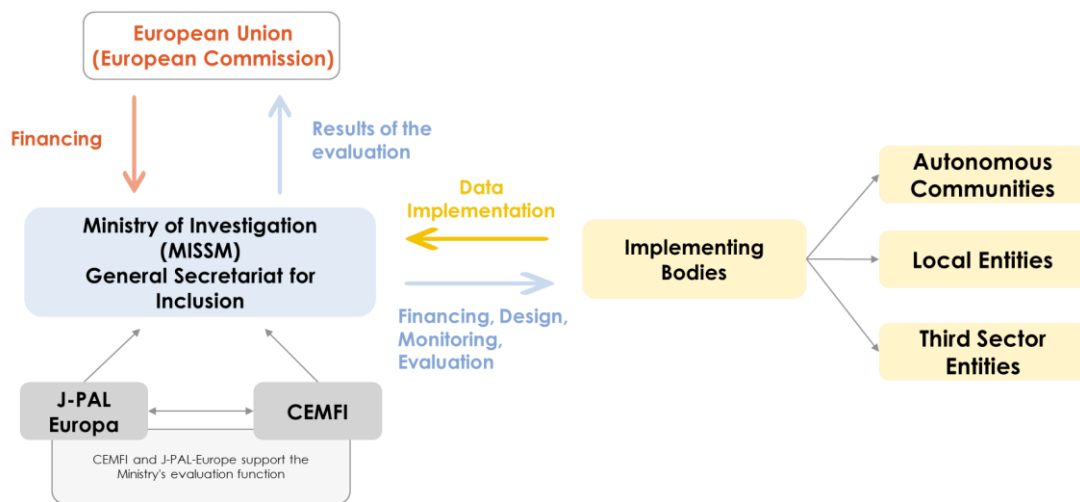
2.3 Governance Structure

The governance structure of the Inclusion Policy Lab is **an innovation itself**. Not only have multiple actors from different public administrations, the Third Sector and the scientific community participated, but they have worked in close cooperation, turning the staff of various entities into collaborators in a single common project.

Figure 1 provides an outline of the main actors and the interrelationships between them. The MISSM, through **the General Secretariat for Inclusion, is the central actor** that plays a triple

role. Firstly, as the promoter of the initiative, designing the configuration of the Inclusion Policy Lab, the regulatory fit and facilitating financing as a key investment of the RTRP. Secondly, because of its execution function. By delegation, the General Secretariat for Inclusion or SGI (in Spanish, *Secretaría General de Inclusión, SGI*) is responsible for awarding the subsidies and requiring the participants to comply with the requirements established in the regulations. Thirdly and finally, by acting as the entity responsible for the evaluation of projects. The SGI performs the evaluation function with the aim of standardizing processes and ensuring proper implementation of the methodology.

Figure 1. Governance Structure of the Inclusion Policy Lab



Source: Own elaboration

To strengthen its evaluation role, the SGI has formalized strategic alliances with two internationally renowned academic institutions: **J-PAL Europe** and **CEMFI**. These entities are distinguished by their scientific prestige and have experienced researchers in the field of experimental evaluation. These collaborations have been structured through a Memorandum of Understanding in the first case and a Collaboration Agreement in the second, both without financial compensation. These institutions have provided their support in all phases with the aim of developing robust research and being able to publish the results in international scientific journals.

It is important to note that the evaluation work carried out by the SGI, with the support of its scientific collaborators, goes far beyond a statistical analysis once the final data associated with the project arrives. On the contrary, it implies active and continuous monitoring throughout all stages of the project: from the initial phases of proposing the interventions, through the design of the intervention and evaluation, the monitoring during implementation, to the final evaluation with the final data.

Another set of key actors are the **implementing agencies**. Within the framework of this Inclusion Policy Lab, 34 agreements are signed with implementing agencies (see Table 1). There are three types of entities: Autonomous Communities and Cities, Local Entities (mainly city councils), and third sector organizations. These agencies receive the grants and, within the framework of the collaboration agreements signed with the SGI, are responsible for the design of the intervention, the implementation of the programs, and the collection of data that will be used in the evaluation phase.

About J-PAL and its role in the Inclusion Policy Lab

The Abdul Latif Jameel Poverty Action Lab (J-PAL) is a global research network and a global leader in promoting randomized controlled trials as a tool to fight poverty. Founded in 2003 at the Massachusetts Institute of Technology (MIT) by Abhijit Banerjee and Esther Duflo, J-PAL is a non-profit organization and a pioneer in the promotion of this methodology. J-PAL is a network of more than 900 affiliated faculty members worldwide who have conducted thousands of randomized controlled trials. This methodology has transformed the evaluation of public policies in developing countries, as well as in multilateral organizations such as the World Bank or the Inter-American Development Bank. To date, the programs evaluated by J-PAL have reached more than 600 million people worldwide. J-PAL founders Abhijit Banerjee and Esther Duflo, along with Michael Kremer, were awarded the Nobel Prize in Economics in 2019 for their experimental approach to fighting poverty.

Within the framework of the Inclusion Policy Lab, J-PAL has participated through its European office, located at the Paris School of Economics. Several of the researchers who have supported the research are professors affiliated with or invited to the J-PAL network. In addition, two of the people on the team are linked to the J-PAL Europe team.

Beyond managing programs, the implementing agencies have been essential collaborators of the SGI, actively collaborating during the design and execution and sometimes even providing their own technical support or contracted researchers. In Randomized Controlled Trials, the line between evaluation and implementation is often blurred. This, added to the large number of different actors involved, has represented a **major challenge** in the management of the initiative. However, it has also generated **valuable synergies and learnings** between very diverse actors.

The Inclusion Policy Lab has demonstrated how **the Central Administration can promote innovation in public policies, in close collaboration with other public administrations, the Third Sector and the scientific community.**

Finally, the governance scheme also incorporates the European institutions. As mentioned above, the allocation of financial resources is carried out through the RTRP, linked to the NextGenEU European funds program. In addition, it sets a key objective: the delivery of at least 18 good practices or evaluations to the European Commission. But beyond complying with this formal requirement, the Lab seeks to be a benchmark in the configuration and analysis of public policies. Its ambition is to provide a model for evaluation and generation of evidence **that can be replicated by other administrations or countries in the European Union.**

About CEMFI and its role in the Inclusion Policy Lab

The Centre for Monetary and Financial Studies (CEMFI) is an instrumental foundation of the Bank of Spain, whose main objective is to promote excellence in research and teaching in economic science. CEMFI has more than 15 professors who are leaders in their fields of research. Several of them are part of the main networks of researchers in economic science at the international level and one of them was a member of the Scientific Council of the European Research Council. In 2016, CEMFI was awarded the "María de Maeztu Unit of Excellence" distinction by the Spanish State Research Agency.

Within the framework of the Inclusion Lab, CEMFI has played a fundamental role as a promoter and coordinator of research talent. He has coordinated a network of more than 20 internationally renowned researchers affiliated with different research centres, such as CEMFI, Banco de España, Universidad Carlos III, Universidad de Alicante, ESADE, CUNEF, and the University of Warwick. Some of the members of the team have PhDs from the universities of MIT, Stanford, UC Berkeley, University of San Diego, among others. In the **Annex B** The full list of researchers can be found.

Within the governance framework of the Inclusion Policy Lab, there have been two other key bodies. One is the **Ethics Committee** linked to social inclusion itineraries and regulated by Order ISM/208/2022, of 10 March. The methodology of randomized controlled trials has certain ethical implications that must be analysed in detail and prior to the start of the intervention. In order to ensure the strictest compliance with the rules for the protection of citizens, the General Secretariat for Inclusion created an Ethics Committee made up of three internationally renowned experts with experience in experimentation and ethical evaluation. See the **Annex B** for its composition. All projects were individually evaluated by the Ethics Committee and obtained a favourable report, although some projects required adjustments and accommodations to ensure the highest ethical standards.

The General Secretariat for Inclusion also had the support of an **Advisory Committee**, regulated by Order ISM/508/2022, of 31 May, and made up of researchers from different

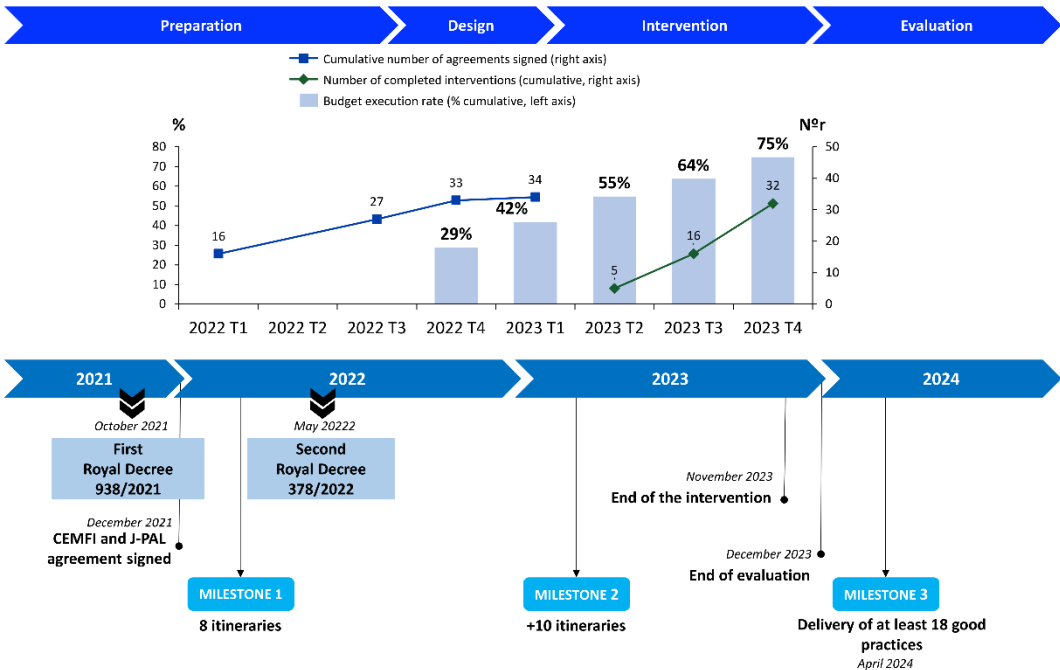
fields. Although this committee did not have a direct involvement in the itineraries, they were aware of the measure and made some general recommendations.

2.4 Phases of the Inclusion Policy Lab

The Inclusion Policy Lab is structured around five phases that are summarized below and schematically represented in Figure 2.

Conception and Creation of the Policy Lab. The Inclusion Policy Lab was conceived by the MISSM in the context of the COVID-19 crisis as a double opportunity to, on the one hand, comply with the MIS Law and complement this economic benefit with itineraries that lead to the comprehensive inclusion of beneficiaries in society and, on the other, rigorously identify which policies are the most effective for this. With these objectives, and after the corresponding negotiations with the European Commission, it was decided to channel the Policy Lab through the RTRP. From this moment on, the MISSM's commitment is to analyse the effectiveness of different inclusion itineraries with the most rigorous scientific methodology and to carry out Randomized Controlled Trials for each of the projects.

Figure 2. Phases of the Inclusion Policy Lab



Source: Own elaboration

The creation of the Inclusion Policy Lab then begins with the General Secretariat for Inclusion carrying out a virtual tour of bilateral meetings in all the Autonomous Communities to share the idea of the Inclusion Policy Lab and collect proposals. Likewise, meetings and encounters were held with different local entities and Third Sector organizations interested in participating in the Inclusion Policy Lab. This is followed by the launch of a grant award process for the implementation of itineraries and an Expression of Interest through which potential inclusion projects are presented. After the presentation of projects, a dialogue is initiated with the parties to adapt their proposals to the methodological and logistical framework.

Design of Itineraries and Randomized controlled trials. Once those inclusion itineraries that are viable for evaluation through a randomized trial have been selected, the project design phase begins. During this period, multiple bilateral meetings took place between the SGI, accompanied by its supporting researchers, and the implementing agencies with the aim of designing the itineraries and evaluations.

In parallel to this design phase, the two Royal Decrees approving the subsidies and signing the collaboration agreements with the implementing bodies take place. In addition, strategic alliances are currently formalized with CEMFI through a collaboration agreement and with J-PAL Europe through a Memorandum of Understanding.

Implementation of the Itineraries. This process begins once the design of the itineraries has been completed. This phase, executed by the different implementing agencies, requires SGI monitoring and ongoing coordination between the parties to address the multiple adaptations. The need to make adjustments arises for multiple reasons, such as the need to modify the recruitment strategy to incorporate enough participants. At the same time, the arrival of the first baseline survey data requires debugging and processing by the SGI, which in some cases leads to the modification of the final surveys.

Evaluation. The evaluation phase of an itinerary begins with the arrival of the final survey data, which is processed by the SGI with the support of its scientific team. After data processing, indicators are constructed and evaluated using econometric techniques. Both the indicators and the econometric methods had been pre-specified during the design phase, thus ensuring the rigour of the analysis. The results of each project are collected in a technical evaluation report that describes the project and includes the main impact results.

Dissemination and accountability. Finally, the Laboratory begins a process of dissemination of the results that begins with the presentation of this report to the Council of Ministers on April 9, 2024. The milestone is also being met with the European Commission presenting 18 good practices during spring 2024.

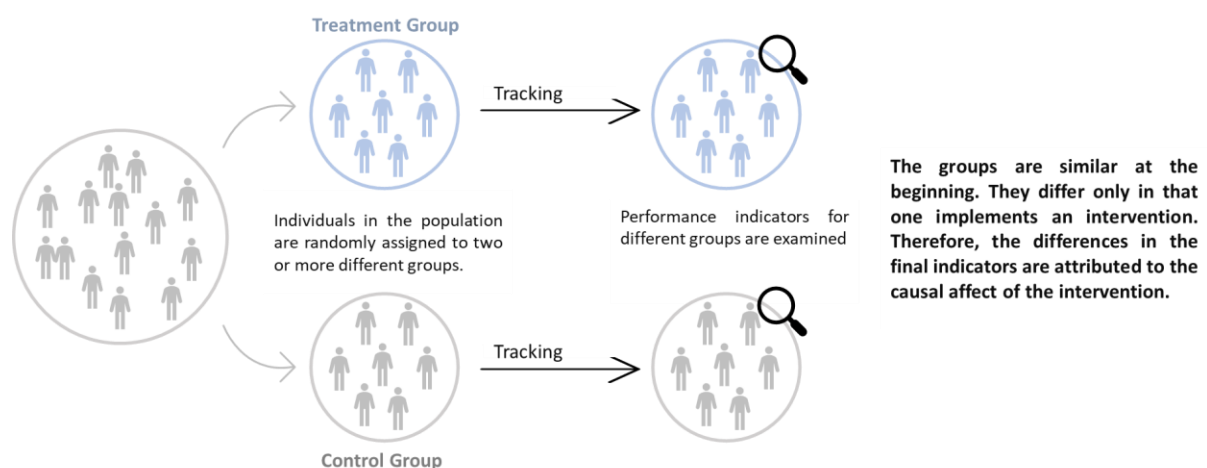
2.5 Randomized Controlled Trials Methodology

Randomized Controlled Trials is an experimental method of impact evaluation that aims to measure the causal impact of a program or intervention. Their focus lies on randomly assigning participants to one of two distinct groups, as shown in Figure 3. Since the reason why a person is in one group or the other is by chance, both groups are similar, on average, at the beginning of the project.

The treatment or intervention is implemented only in one of the two groups, which is called the treatment or intervention group. The other group does not receive the intervention and is now called the control or comparison group.

Once the intervention is completed, the results are measured in both groups. Since the groups were similar at baseline, any difference in final results is necessarily due to the causal impact of the program implemented on the treatment group.

Figure 3. Outline of a Basic Randomized Controlled Trials



Source: Own elaboration

This methodology, analogous to clinical trials in medicine, is the primary instrument for determining causal effects. The inclusion of a control group, comparable to the treatment group but not receiving the intervention, is key to having an approximation of how the treatment group would have evolved in the absence of the intervention.

Randomized Controlled Trials in Practice

Although the main component of Randomized Controlled Trial methodology may seem simple, in practice it is a very complex process. Researchers and evaluators work closely with the implementing agencies in all phases of the project, from the approach, the design of the evaluation and intervention, the design of the data collection processes, often through

surveys, and finally the evaluation. It is a methodology that has both ex ante and ex post evaluation components.

In addition, in this methodology, the objective is not only to identify the ultimate causal impact but also to understand the mechanism by which this change is produced. To this end, a key component of this methodology is the development of a **Theory of Change**. This consists of the concrete formulation of hypotheses and final and intermediate indicators that reflect the causal chain of changes that are expected to be achieved in the participants and through what means. According to the Theory of Change, concrete final or intermediate indicators are defined to allow us to evaluate not only the final impact of the program but also the mechanism through which it has generated a change.

Table 2 summarizes the main phases that a Randomized Controlled Trials usually has. The itineraries carried out in the Inclusion Policy Lab have largely followed the phases described here:

Table 2. Phases of a Randomized Controlled Trials

1. Preparation Phase
Call for applications and application process.
2. Design Phase of the Evaluation
<ul style="list-style-type: none"> a. In this initial phase, the following are defined: the target population, the methods of recruitment or capture, statistical power analysis to calculate the necessary sample size, the Theory of Change, the hypotheses to be tested, the measurement instruments (often through the design of surveys), the indicators to be measured, the econometric models to be implemented during the evaluation phase, the design of the intervention and other related aspects. b. All these issues are usually reflected in an Evaluation Scheme (Pre-Analysis Plan) that is often recorded in repositories managed by scientific associations. Adherence to the pre-specified during the evaluation phase contributes to the robustness and scientific rigor of the evaluations. c. At this point, the Ethics Committee also proceeds to the request for evaluation of the project and the necessary adjustments are made.
3. Implementation Phase
<ul style="list-style-type: none"> a. Recruitment of participants. Interested parties sign an informed consent form (a key aspect for compliance with ethical standards). b. Baseline Survey. This survey usually collects the main indicators, capturing their pre-intervention values.

- c. **Random assignment** to the different treatment and control groups.
- d. **Intervention.** Treatment groups receive the planned interventions.
- e. **Measurement of process indicators** to assess the follow-up of interventions.

4. Evaluation Phase

- a. **Final survey** where the main variables with which the impact of the results is measured are collected.
- b. Additional data collection, e.g. through administrative records.
- c. **Analysis of the results** using pre-specified econometric techniques.
- d. Presentation of **results and final report.**

3 Summary of pilot projects

In this section, we provide an overview of the projects that have been framed in the Inclusion Policy Lab. **Figure 4** presents some of the main data. A total of 32 projects have been carried out within the framework of the Inclusion Policy Lab. Of the 34 agreements that were signed, 2 of them could not be implemented due to the difficulties of carrying out the contracting procedures in the execution times of the RTRP.⁶ Figure 4 also shows the breakdown by type of implementing agency. Of the 32 projects carried out, 14 have been carried out by autonomous communities or cities, 4 by local entities (city councils), and 14 by the third sector organizations.

Figure 4. Overview of the Projects



Source: Own elaboration

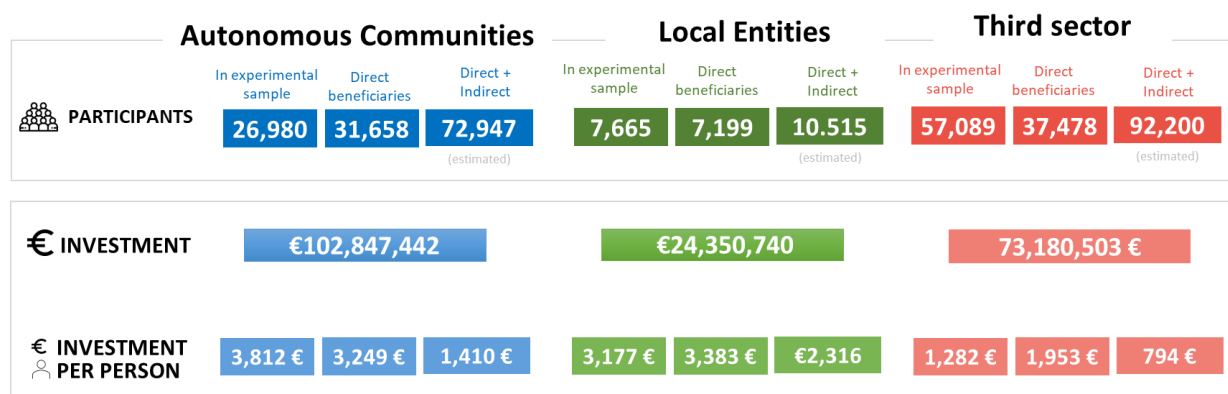
The scope of the Inclusion Policy Lab in terms of participants has been notably high. About 91,000 people have participated in the Randomized Controlled Trials, i.e. in both the treatment and control groups (we refer to this as "experimental sample"). However, given the methodology of Randomized Controlled Trials, not all people who have participated have received the interventions. Sometimes the control group has not received any intervention at all. Discounting the people who did not receive interventions within the framework of the projects, it is estimated that around 76,000 people have been direct beneficiaries of some treatment. Often, not only the people involved in the interventions benefit from the programs and supports, but also their families often experience positive effects. In order to have a more global view of the scope of the programs, the family units of the beneficiaries are also counted. In total, more than 175,000 people or a member of their family have been able to

⁶ The projects that were not executed were that of La Rioja and that of the Generalitat Valenciana. Both are part of the second Royal Decree 378/2022.

benefit from the interventions of the itineraries.⁷ Despite the experimental and piloting nature of public policy, the scope in terms of people has been notably high. It is estimated that 4.1% of people living in severe poverty have participated in one of these itineraries, with the percentage reaching up to 16% in some autonomous communities (Cantabria). The total investment of these projects is around €200 million, with an investment per beneficiary (direct or indirect) of around €1,130 per person.

Figure 5 provides this information by type of implementing agency. The Autonomous Communities and the third sector have concentrated the bulk of the actions, with a comparable scope in terms of direct beneficiaries in both cases, and a higher volume of investment in the case of the Autonomous Communities.

Figure 5. Overview of Projects (by Type of Implementing Agency)



Source: Own elaboration

Sociodemographic Characteristics of the Participants.

Figure 6 shows the main demographic characteristics of the participants in the itineraries.⁸ 57% of the participants are women. This result supports the fact that exclusion often affects this group in particular. By type of household, it can be observed that most households have dependent children, specifically 58% of them. 11% of all beneficiaries are single-parent families and 47% are other types of households with dependent children. By age group, 26% of the beneficiaries are minors and 74% are adults. There is a good representation of different groups, except for those of older ages. Excluding minors, most participants are between the ages of 30 and 65.

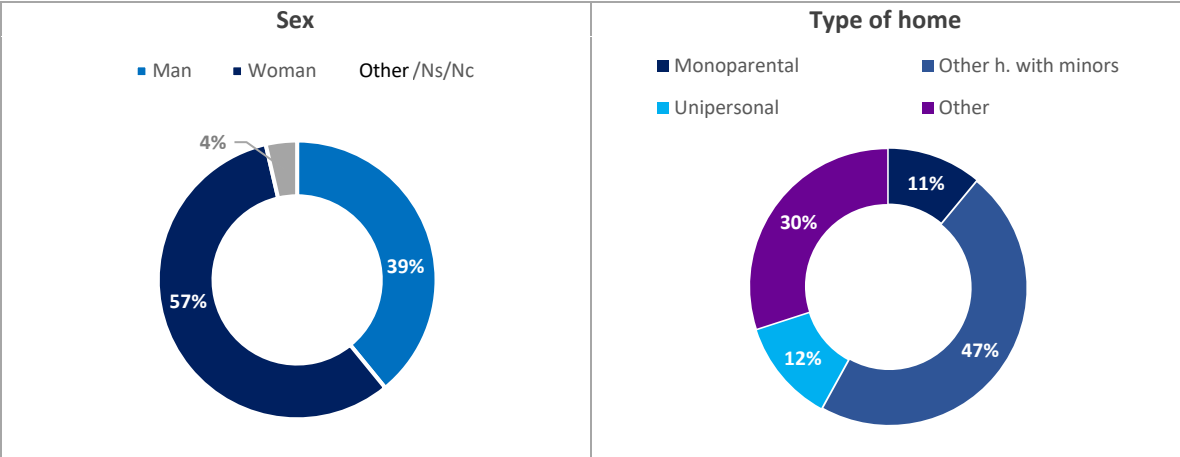
⁷ See Appendix D for methodological details related to the data provided in this section.

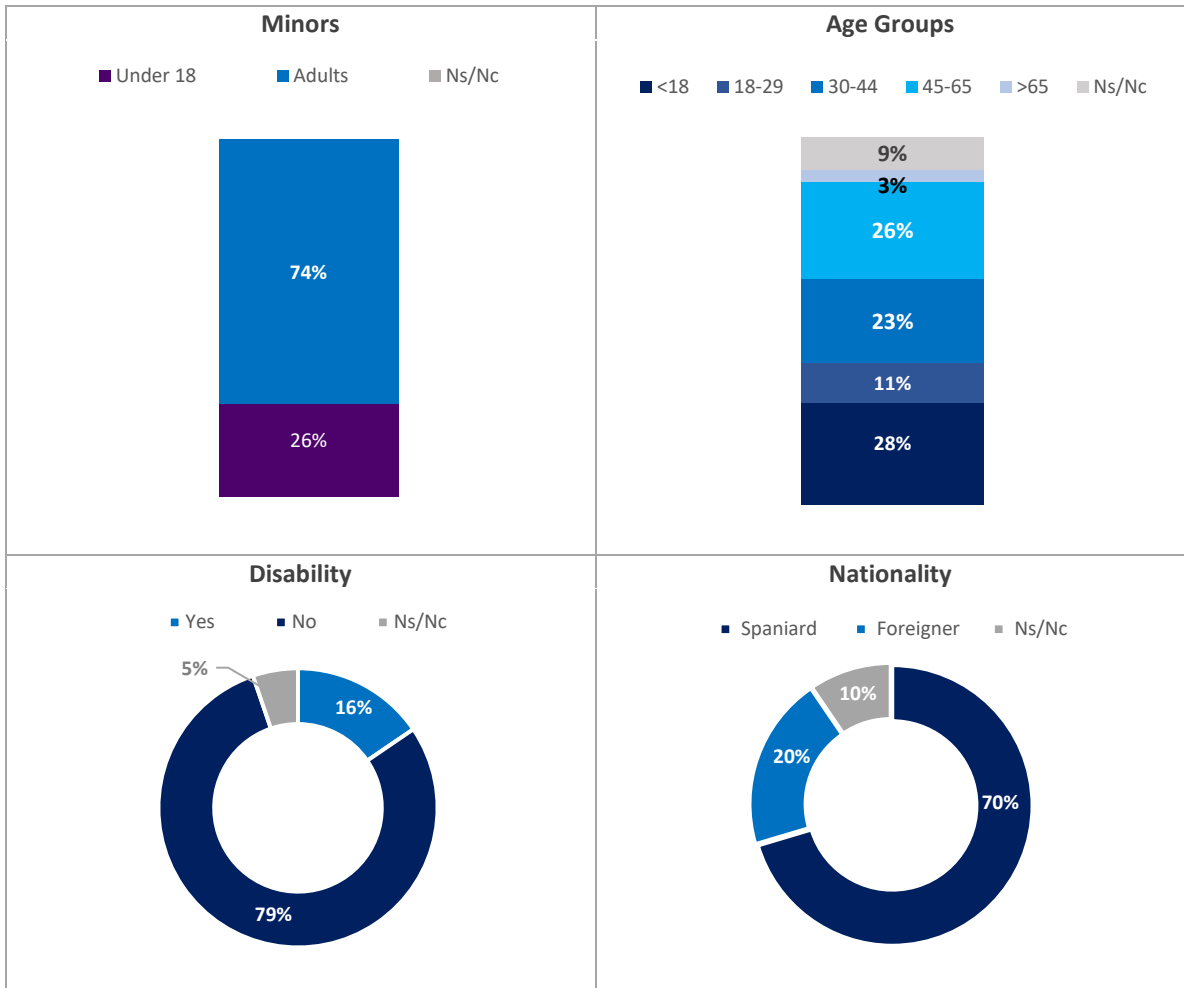
⁸ In this description, we focus on the people who participated in the itineraries (in an experimental sample). The descriptions of the sample of beneficiaries are very similar.

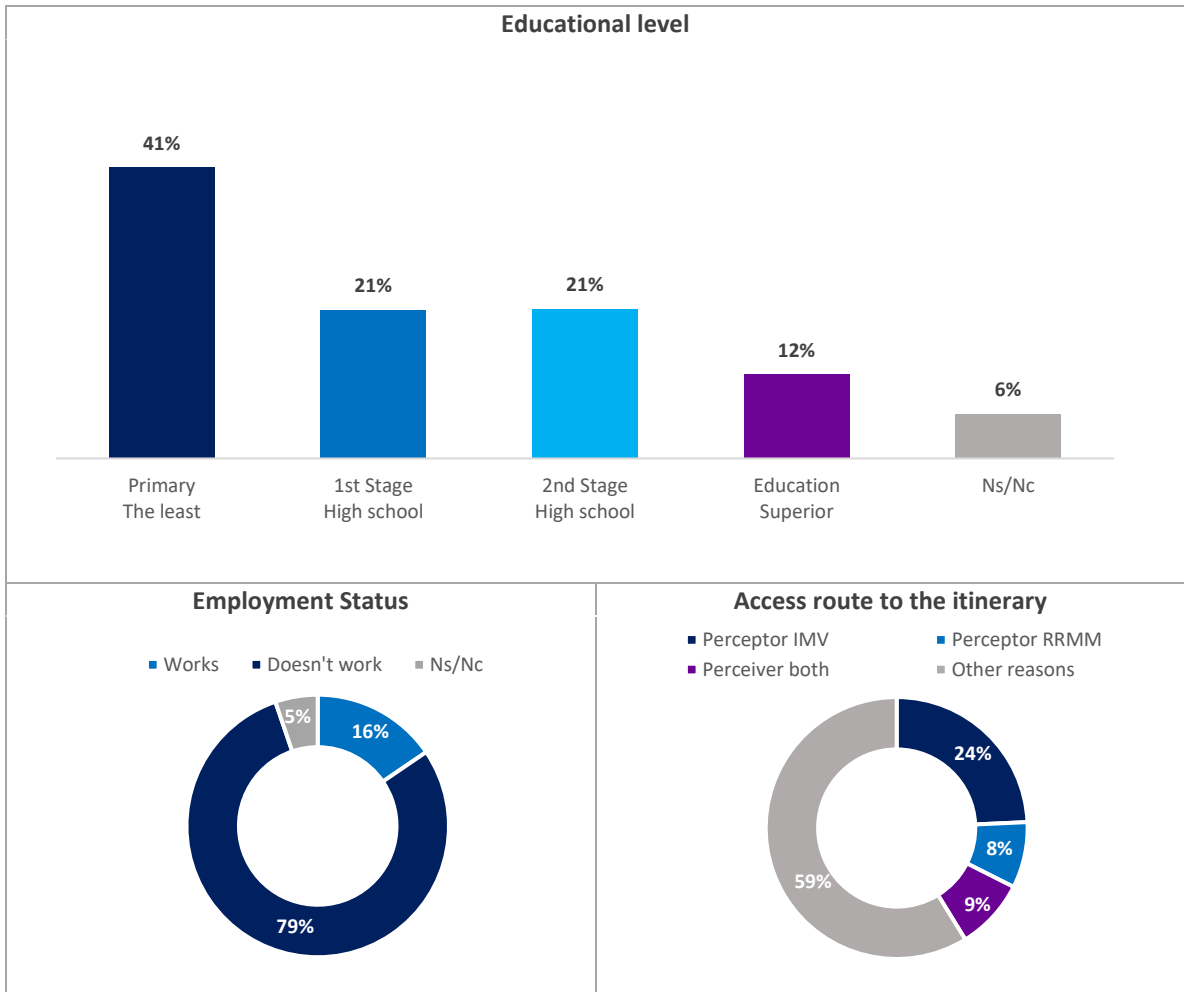
16% of the participants had a disability. It should be noted that there have been projects focused on people with disabilities, such as the Full Inclusion project. Regarding nationality, 70% of the participants had Spanish nationality, 20% foreign nationality and the remaining 10% did not specify or were not recorded. The level of formal education of the participants is low: 41% have primary education or less, while up to 62% have not completed lower secondary education. However, it is also observed that 12% have higher education. This points to the fact that even people with higher education may need supports to foster inclusion. In terms of their employment status, 79% of participants indicate that they are not working at the time of the itinerary.

Finally, we examine the different recruitment routes to the itinerary. The priority participants were the beneficiaries of the MIS and regional Minimum Incomes benefits, who account for a third of participants. In most of the projects, data interoperability with administrative data from these benefits to facilitate the recruitment of potential participants. However, it was necessary to extend recruitment to other groups, such as through referrals from third sector entities or social services. 60% of participants accessed through these additional channels.

Figure 6. Sociodemographic characteristics of the participants







Note: Profile shows experimental. The available information is shown for each characteristic, not for all itineraries the same categories are available (see in the annex which itineraries are included for each variable).

Source: Own elaboration

Geographical distribution of participants.

Figure 7.A. shows how the participants of these projects have been distributed in the territory. Specifically, the percentage of the total number of participants residing in each autonomous community and city is shown. It is observed that the regions with the highest concentration of participants are Catalonia, Andalusia, Galicia and the Community of Madrid. This intensity is the result of a greater concentration of projects in these territories, but in part it also reflects the greater concentration of population in some territories such as the Community of Madrid, Catalonia and Andalusia. This distribution is similar to where most of the MIS beneficiaries are concentrated.

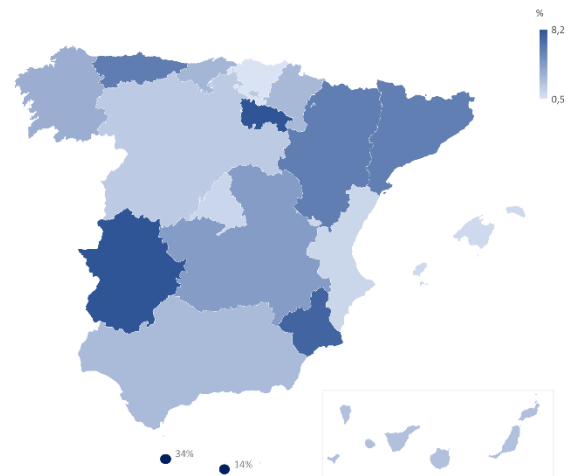
Figure 7.B. provides a complementary analysis, which shows the number of participants in each autonomous community as a percentage of the number of people at risk of severe poverty in each region. The total number of participants is used together with their cohabitation units. It is observed that there are several regions with high levels of coverage

that can exceed 10%. This result indicates that, despite the experimental nature of the itineraries, they have managed to reach a significant percentage of the population.

Figure 7.A. Percentage of the total number of participants in the itineraries between the different Autonomous Communities and Autonomous Cities



Figure 7.B. Beneficiaries of the itineraries as a percentage of the population living in severe poverty



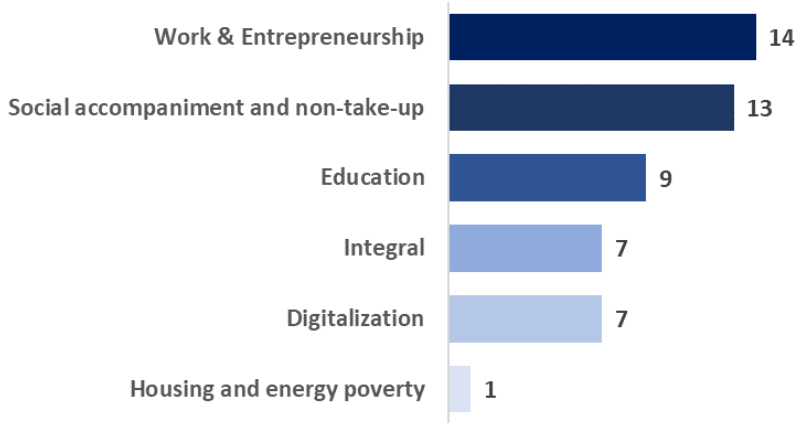
Source: Own elaboration. The map in Figure 7.A. shows the percentage of the total number of participants in the itineraries (experimental sample) residing in each Autonomous Community or Autonomous City. The map in Figure 7.B. shows the beneficiaries of the itineraries (direct and their cohabitation units) as a percentage of the population of each region in a situation of severe poverty (income below 40% of the median income).

Projects by Areas of Intervention.

The different areas of intervention of the projects are described below. The different itineraries are grouped according to their main areas of action. It should be noted that some itineraries have several areas of action, so the categories are not exclusive. In the **Annex D A** complete list of projects is included, indicating their main areas of intervention, as well as the number of participants and the description of the target population.

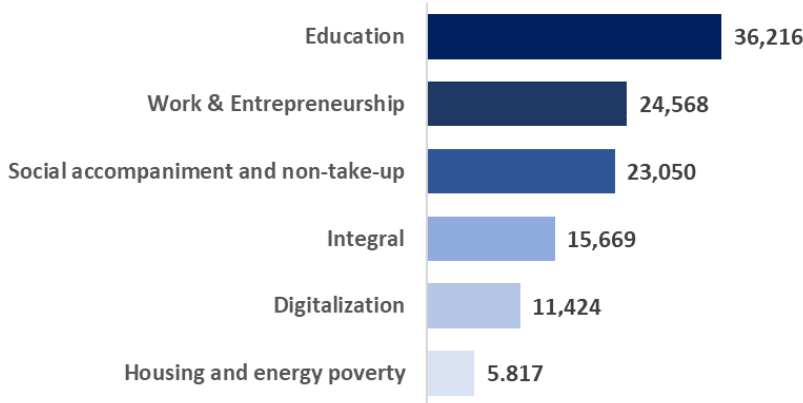
Figure 8.A. shows that the most common typology is related to job search and entrepreneurship. Often associated with training and complementary itineraries. The second group corresponds to social accompaniment and actions aimed at reducing the gap in the coverage of public benefits (also known as Non-Take-Up). This is followed by education projects, comprehensive itineraries that combine actions in multiple areas, digital skill gap and housing interventions and energy poverty. **Figure 8.B.** also details the total number of participants per intervention area. It is observed that education is one of the typologies that includes a greater number of participants because it is often linked to interventions at the class level. The next category is work and entrepreneurship and the rest have a similar order to the project number in each typology.

Figure 8.A. Number of routes according to main areas of intervention



Note: Non-exclusive categories. Source: Own elaboration

Figure 8.B. Participants in the experimental sample according to the scope of intervention of the itinerary





Note: Non-exclusive categories. Source: Own elaboration

Table 3 shows information on the main actions or interventions grouped by type of intervention, highlighting which projects have benefited from these interventions. It should be noted that the projects that we have designated as "integral" in Figure 8.A. are those that have combined interventions from those listed in Table 3. We also describe health and care actions that have been implemented in combination with others.⁹

⁹ The reason why the category of "health and care" does not appear in Figures 8 is because no project has had this category as its main area of action.

Table 3. Main actions or interventions grouped by type of intervention


 WORK AND ENTREPRENEURSHIP	
Type of action	Projects
<p>Personalized Employment Individualized support. Employment is tailored to the individual. The actions focus on generating accompaniment and/or specific training to the needs and preferences of the person.</p>	Plena Inclusión, Hogar Sí
<p>Individual Employment Guidance Individualized sessions to generate job search plans according to personal specificities.</p>	Comunidad de Madrid, Ceuta, Save the Children, Castilla-La Mancha, Navarra-Servicios Sociales, Cáritas-Emplea-Lab, País Vasco, Ayto. de Madrid
<p>Professional skills training Training courses in in-demand professional activities</p>	Ayto. de Barcelona, Galicia, Comunidad de Madrid, Ayto. de Santander, Cruz Roja, País Vasco
<p>Transversal competencies for work Workshops or training sessions for the acquisition of basic skills aimed at job search, preparation in the preparation of resumes, job interviews, training in personal skills, etc. Including courses that build confidence and psychosocial well-being</p>	Ayto. de Barcelona, Aragón, Ayuda en Acción, Comunidad de Madrid, EAPN-Canarias, Ciudad Autónoma de Ceuta, Save the Children, Castilla-La Mancha, Extremadura, Cruz Roja, Cáritas-Emplea-Lab, Cáritas-Accede, Ayto. de Santander
<p>Digital skills for work</p>	Cáritas-Emplea-Lab, EAPN-Canarias, Save the Children, Ceuta
<p>Support for work-life balance Support service in available hours for the care of minors in charge for conciliation. Financial support for parents who are training or working and are unable to meet family responsibilities</p>	Galicia, EAPN-Canarias, Ayto. de Madrid, Castilla-La Mancha, Fundación la Caixa,

 DIGITALIZATION	
Type of action	Projects
<p>Digital skills training Training courses aimed at acquiring basic digital skills that improve daily life and facilitate communication with public administration</p>	Aragón, Principado de Asturias, Ciudad Autónoma de Ceuta, Galicia, EAPN-Canarias, Comunitat Valenciana, Región de Murcia, Fundación CEPAIM, Cáritas-Accede, Cruz Roja, Fundación Secretariado Gitano
<p>Provision of computer devices and/or equipment Delivery and/or support for the acquisition of mobile phones, tablets, computers, in the case of having digital access barriers</p>	Principado de Asturias, Ciudad Autónoma de Ceuta, EAPN-Canarias
<p>Connectivity aids Support for the use of the internet on mobile devices (SIM, connectivity voucher, etc.) in the event of a gap in digital use</p>	Principado de Asturias, EAPN-Canarias, Fundación Secretariado Gitano



HOUSING AND ENERGY POVERTY

Type of action	Projects
Aid for home repairs Management of financial aid for the repair and/or works in the main residence	Cataluña
Guidance on Housing Issues Individualized and/or group counseling sessions aimed at addressing problems of neighborhood conflicts, contracting of supplies, energy efficiency, home economics, rental regulations, etc.	Cataluña
Aid for the payment of supplies Support in the management of bills, review of invoices and one-off financial aid for the payment of utilities (electricity, gas, water) of the main residence when other means are not available.	Cataluña, Galicia
Accompaniment to the homeless Specific supports to overcome some structural barriers suffered by homeless people, such as residential stability.	Hogar Sí, Comunitat Valenciana

 EDUCATION	
Type of action	Projects
Tutoring (one-on-one educational support) Educational support in basic skills (language, mathematics).	Navarra-Educación, Fundació Bofill
Group Educational Support Group tutorials for educational reinforcement in key competencies	Save the Children, Fundación Secretariado Gitano, Andalucía, Ayto. de Sevilla, Galicia, Fundació Bofill
Early Childhood Development Sessions to enhance psychomotor, cognitive and social development in early childhood.	Fundación la Caixa, Save the Children,
Development of personal competencies/soft skills Spaces for the promotion of comprehensive educational development (motivation, emotional intelligence, self-esteem, socio-emotional skills, etc.). Practical training for teachers, workshops with students.	Ayuda en Acción, Andalucía, Ayto. de Sevilla, Fundació Bofill, Ayto. de Santander
Parenting Competencies Training sessions to develop parenting skills with an emphasis on care and upbringing (management of family dynamics, bonding, communication, parental stress, feeding, etc.)	Fundación la Caixa, Ayto. de Madrid, Andalucía
Vocational Guidance Orientation talks in schools or community spaces aimed at, among others, students in the last year of baccalaureate.	Fundació Esplai, Ayuda en Acción, Región de Murcia
Support for non-formal educational activities Grants for participation in extracurricular, sports and cultural activities. Healthy management of leisure and free time.	Fundació Esplai

Source: Own elaboration

Finally, **Figure 9** shows the territorial distribution of beneficiaries as a percentage of the population living in extreme poverty, by type of project.

Projects by Evaluation Design. Finally, we report statistics by type of Randomized Controlled Trial. In their simplest version, Randomized Controlled Trials have one treatment group and one control group. However, there are more elaborate experimental designs. Out of the Lab's 32 projects, 20 had a single-treatment group and a control group, while the other 12 had multiple treatment groups and one control group.¹⁰

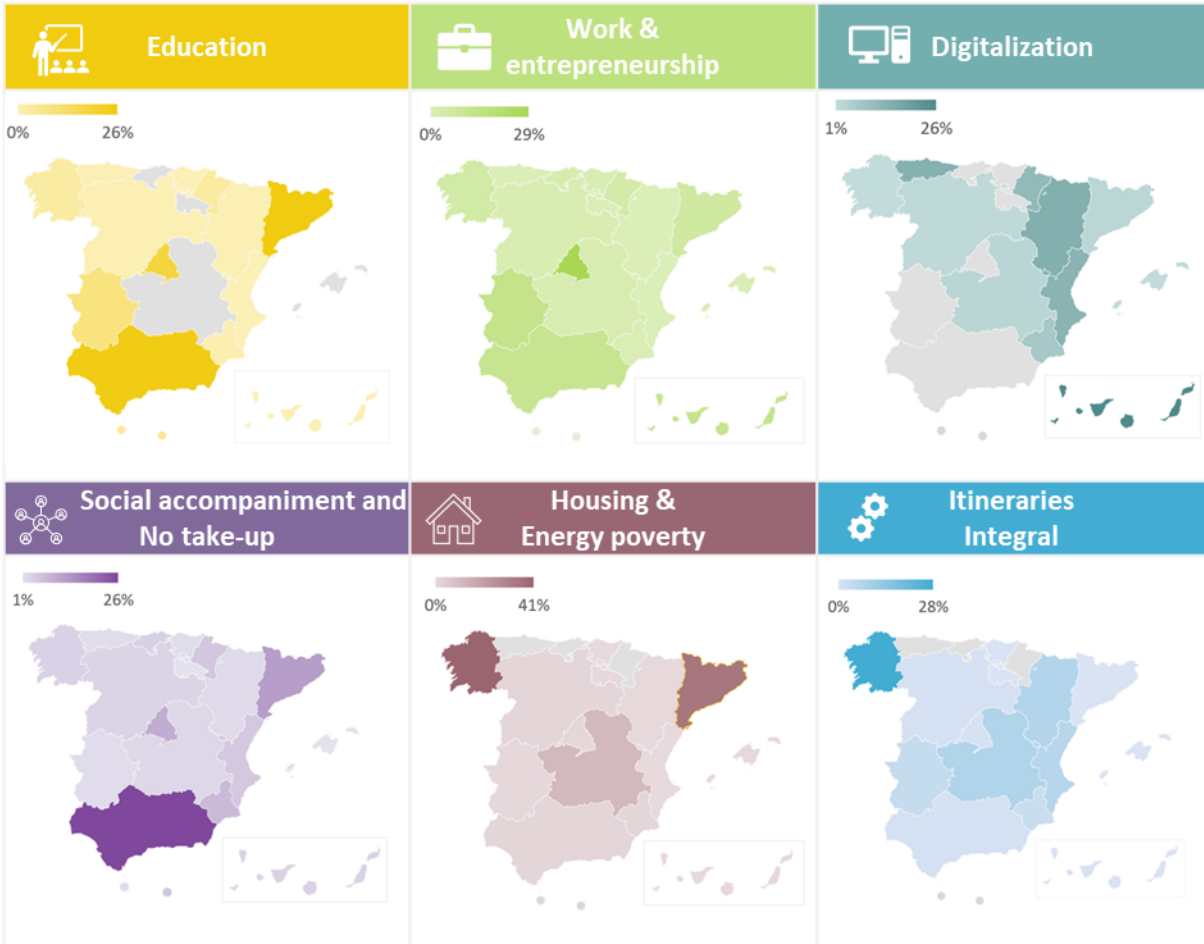
Projects also differ according to the level of randomization. In 21 projects, the individual was the unit of randomization, whereas in 6 projects the household was the unit of randomization. In 5 projects, the randomization was carried out at more aggregate levels: : 3 at the class level

¹⁰ Out of the 12 projects that had multiple treatments, 7 had incremental treatments (a basic treatment and others with additional interventions) and 5 had a so-called 2x2 design (a pure control group, a group with a treatment A, another group with a treatment B, and a fourth group with treatment A and B).

(in the educational environment), one at the diocesan level (project Cáritas-Accede), and one at the census-track level (EAPN-ES).

Finally, it is important to note that in some cases it was not feasible to prevent the control group from getting any treatment, for ethical reasons. In only 14 of the 32 projects the control group received no intervention. In the remaining 18, the control group has received a basic intervention, often reflecting the *status quo* of the degree of accompaniment these people receive. In latter cases, the evaluation measures the causal impact of the *additional* help that people in the treatment group receive relative to the control group. This is important to keep in mind in order to provide a proper interpretation of the results.

Figure 9. Beneficiaries of the itineraries as a percentage of the population living in severe poverty (by type of intervention)



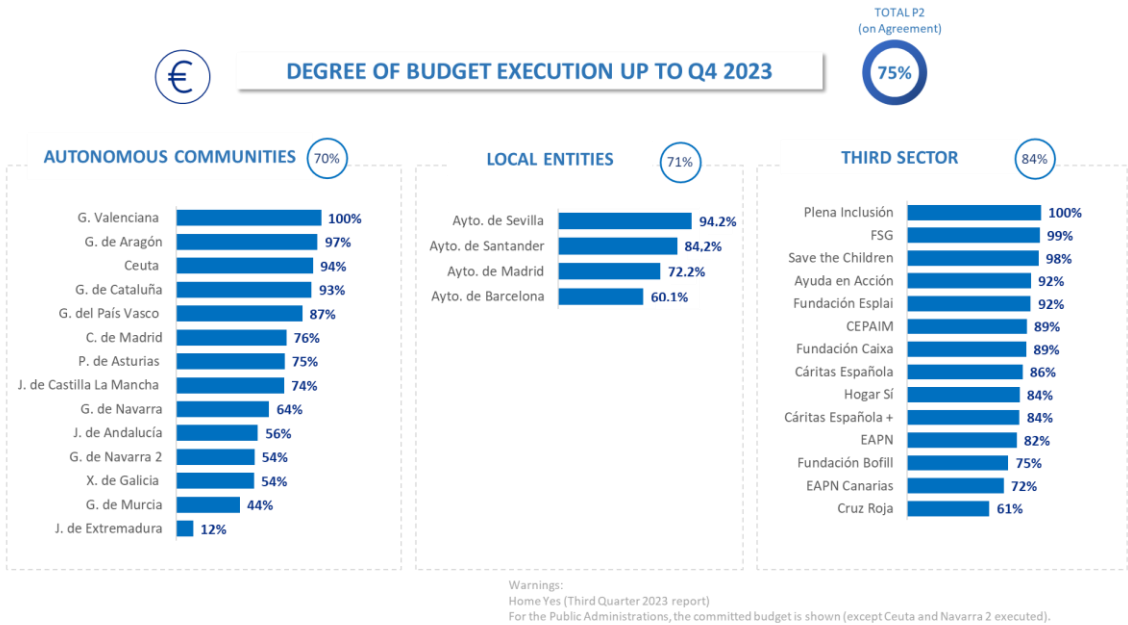
Note: These maps represent, for each of the areas, the territorial distribution of the participants in the experimental sample.

Source: Own elaboration

Projects by Budget Execution. Next, we provide some information regarding the budget execution of projects. **Figure 10** shows that as of the fourth quarter of 2024, 75% of the funds allocated by the initial agreements with the implementing agencies had been executed. It is

important to note that the projects still had two more quarters to execute the expenditure, on the one hand, until March 31, when dissemination and evaluation expenses can be incurred and charged, and on the other hand, until June 30 for the expenses of justification of the subsidy. It is foreseeable that when the justification period ends, the executed budget will be even higher.

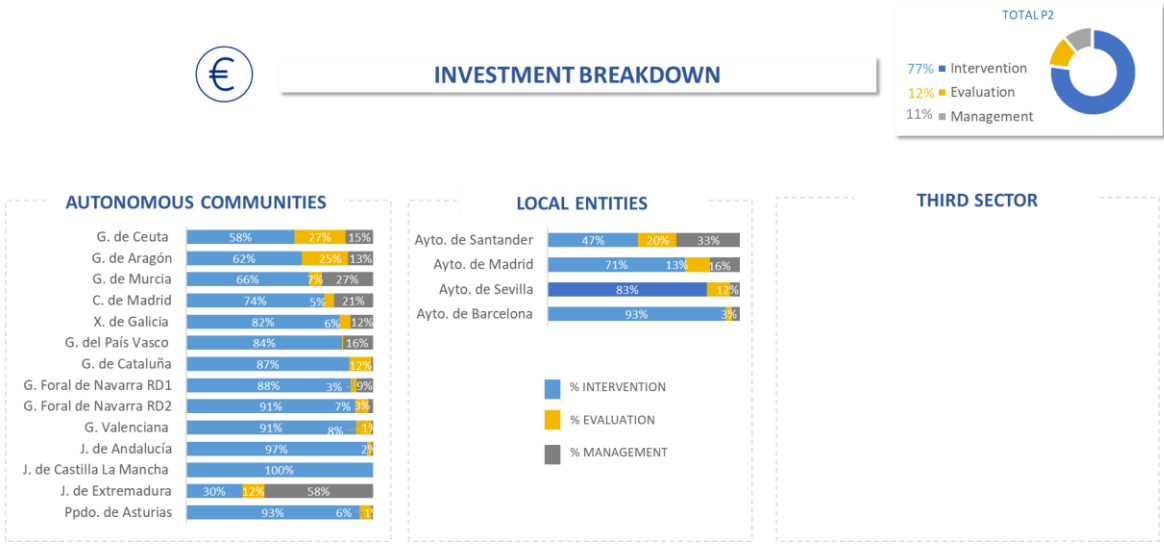
Figure 10. Degree of Budget Execution



Source: Own elaboration

Figure 11 shows the budget allocation between implementation, execution, and management expenses. In most projects, the bulk of expenditure has been spent on implementation, 77% of the overall projects. Evaluation costs (such as conducting surveys) accounted for 12% of expenditure and management costs for 11%.

Figure 11. Degree of Budget Execution (by type of expenditure)



Source: Own elaboration

4 Impact Results

This section presents the main results of the impact of the evaluations. **Figure 12** shows a first overview of the research. The MISSM supported 34 projects through an agreement. Of these, 32 were implemented. All have successfully concluded, providing data for analysis and evaluation to the SGI within the set period. It should be noted that this is already a success in itself, given that in the methodology of Randomized Controlled Trials, it is common for some projects not to reach the analysis phase. Evaluation results for 30 of these projects are available at the time of writing this report. Finally, of the projects with evaluation results, 28 have achieved at least one positive and significant result at the 5% level among the main evaluation indicators.

Figure 12. Overview of Evaluation Results



Note: The projects that were not executed were La Rioja and the Generalitat Valenciana. Both of them were part of the second Royal Decree 378/2022. The projects for which there are no evaluation results as of March 30 are Fundació Esplai and the Ayuntamiento de Santander. Source: Own elaboration.

Given the complexity in the development of the Inclusion Policy Lab, the involvement of numerous stakeholders, and the tight and stringent deadlines for implementation and

evaluation, the possibility to obtain such a large number of evaluation results is an achievement in itself.

In the **Annex A**, a summary of the main evaluation results is attached for each of the 18 projects whose evaluations meet RTRP milestone 351. This first set of evaluations will be followed by another 14, culminating in an evaluation report for each executed project.

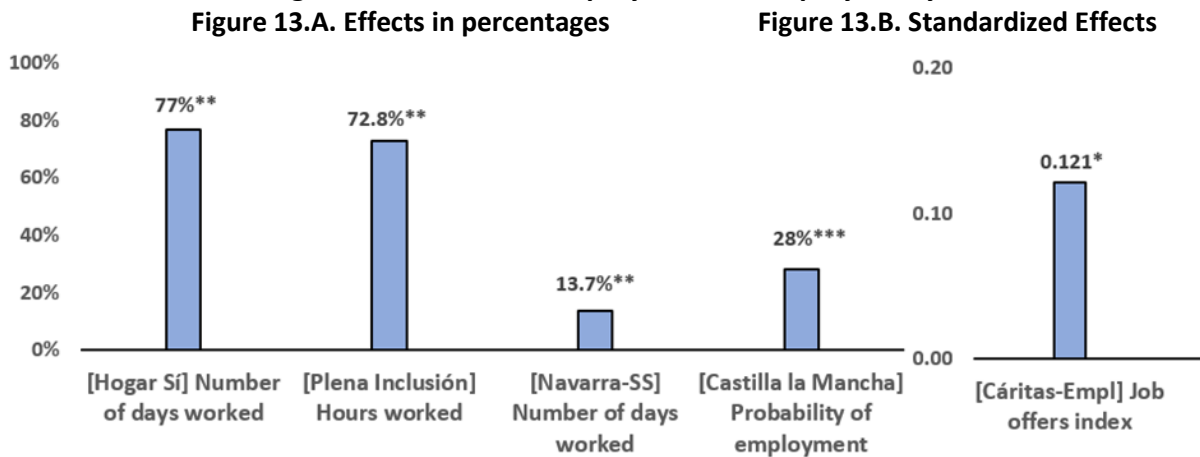
4.1 Results of the Work and Entrepreneurship Projects

A significant number of itineraries address social inclusion from the perspective of increasing participation in the labour market . Interventions in this area are diverse, including individualized support and training, courses in sought-after professional activities, individual employment guidance, training in digital and psycho-emotional skills, and help with work-life balance.

Figure 13 summarizes some of the main findings related to job placement. Employment support models providing personalized assistance to homeless individuals or people with disabilities have achieved good results: the Hogar Sí project has resulted in a 77% increase in the number of days worked and the Plena Inclusión project has seen a 73% increase in the number of hours worked.

Other projects have also implemented individualized employment guidance, such as: Comunidad de Madrid, Ciudad Autónoma de Ceuta, Save the Children, Castilla-La Mancha, Cáritas Española-Emplea-Lab, Cáritas Española-Accede, EAPN-Canarias, and País Vasco. Of these, the effects of the Comunidad Foral de Navarra-Servicios Sociales stand out, where treatment led to a 13.7% increase in the number of days worked. Personalized guidance in Castilla y la Mancha also increased the likelihood of being employed by 28%. The Cáritas Española-Emplea-Lab project managed to increase the number of job offers received by 0.12 standard deviations. In the Extremadura project, participants in all three treatment groups increased the number of hours worked by 67%.

Figure 13. Effects on employment or employability



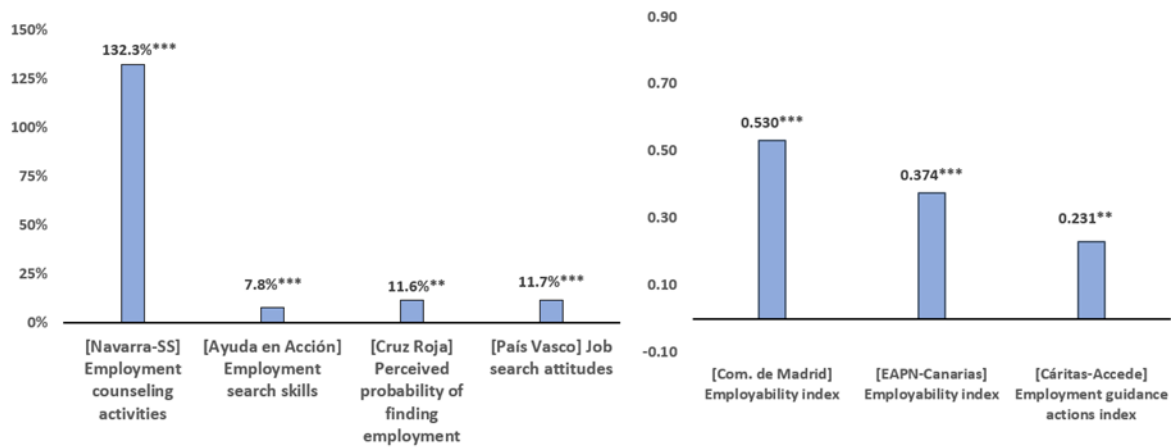
Notes: This figure displays the differences in various indicators between the treatment group and the control group. Panel A shows the results as a percentage of control group's mean. Panel B shows the results in terms of standard deviations. ***indicates that the results are statistically significant at a confidence level of 1%. ** corresponds to a level of 5% and * corresponds to a level of 10%. Source: Own elaboration.

Projects focused on job insertion often had complementary interventions such as training in soft skills, work-life balance aids, and others such as training in digital, transversal, and professional skills. Some of these projects have had a positive impact on employability. In the case of Hogar Sí, a significant effect is observed in the number of job offers that participants apply to and in the number of selection processes in which they participate.

Projects focused on job insertion have also had positive effects on other metrics, such as the perception of employability, motivation, guidance and tools for job search. These attitudes and skills often provide a prelude to job placement. **Figure 14** shows some of the main results. For example, the Navarra project entails a 132% increase in the employment guidance actions received by the beneficiaries. The Ayuda en Acción project aimed at young people increases job search skills by 7.8%. The Cruz Roja project leads to an 11.6% increase in the self-perceived probability of finding employment. The País Vasco project increases job search behaviours and attitudes by 11.7%. The projects of Comunidad de Madrid, EAPN-Canarias and Cáritas-Accede increase the indicators of employability and acquired skills between 0.23 and 0.53 standard deviations. The Ayuda en Acción project improves the entrepreneurial attitude of young people by 4.5%. The Castilla-La Mancha project improves job skills by 21% and job search skills by 13%.

Figure 14. Effects on employment or employability





Notes: This figure shows the differences in different indicators between the treatment group and the control group. Panel A shows the results as a percentage of the control average. Panel B shows the results in terms of standard deviations. *** indicates that the results are statistically significant at a confidence level of 1%. ** corresponds to 5% level and * corresponds to 10% level. Source: Own elaboration.

4.2 Results of the Social Accompaniment and Non-Take-up Projects

The social support itineraries have succeeded in reducing material and social deprivation, increasing knowledge of and access to social services, and improving the life satisfaction and psychological well-being of the participants.

Figure 15 shows some of the main outcomes in terms of psychological well-being. The program implemented in Castilla-La Mancha has led to an 8% increase in participants' life satisfaction, the EAPN-Canarias project has increased the degree of life satisfaction by 4.5% and the Aragón project by 1.9%. Similarly, the Plena Inclusión, Región de Murcia and CEPAIM projects have positive effects on the psychological well-being indices of 0.36, 0.29 and 0.15 standard deviations, respectively. Another project with an impact on this dimension is Hogar Sí, which improves quality of life by 0.29 standard deviations.

Figure 15. Results of Social Accompaniment Projects

Figure 15.A. Effects in percentages

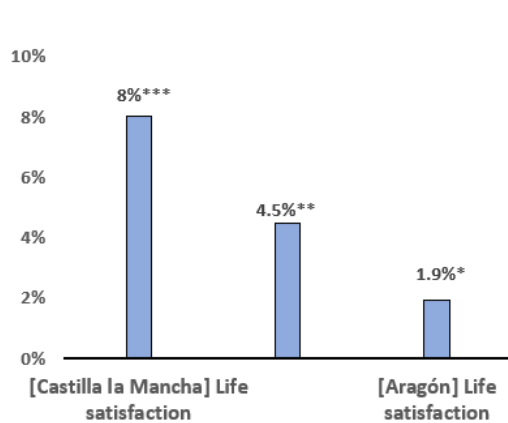
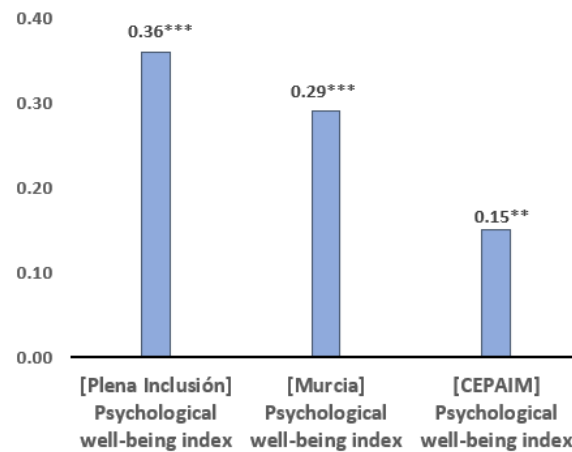


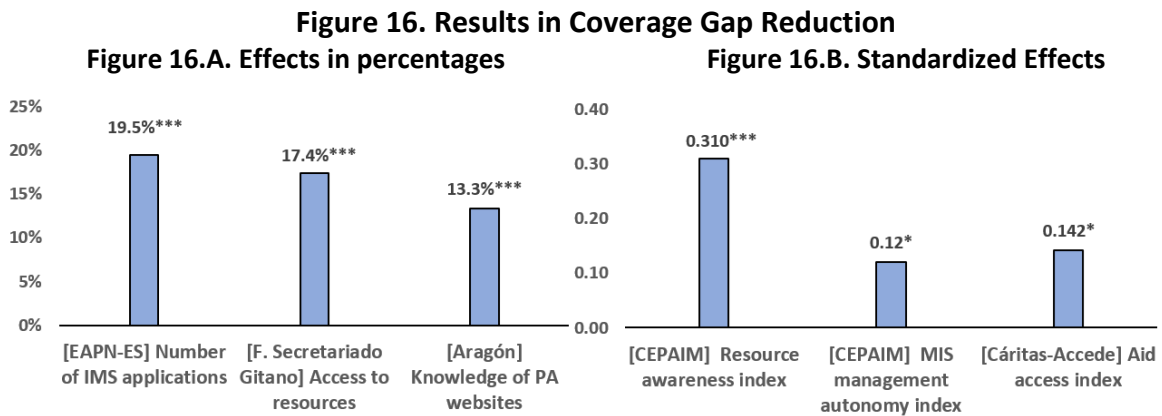
Figure 15.B. Standardized Effects



Notes: This figure shows the differences in different indicators between the treatment group and the control group. Panel A shows the results as a percentage of the mean of the control group. Panel B shows the results in terms of standard deviations. *** indicates that the results are statistically significant at a confidence level of 1%. ** corresponds to a level of 5% and * corresponds to a level of 10%. Source: Own elaboration.

Within the projects focused on social accompaniment, a number of them have carried out specific actions to inform participants about public aid and resources. These interventions aimed to help alleviate the **coverage gaps for some benefits**, a phenomenon known as Non Take-up. **Figure 16** shows the main results in this area. The EAPN-España project stands out as the only one where the coverage gap was the main objective of the intervention. The face-to-face accompaniment intervention for the MIS application has managed to increase the number of applications by 19.5% in the areas where it took place. Moreover, among other examples of positive results in access to and knowledge of public resources, the Fundación Secretariado Gitano project improved access to public resources by 17.4%. The Gobierno de Aragón project increased the degree of knowledge about the websites of the Public Administrations by 13%. The CEPAIM project targeting migrant women succeeded in increasing knowledge about public resources by 0.31 standard deviations and the degree of autonomy in the management of the MIS by 0.12 standard deviations. The Caritas-Accede project also managed to increase access to public aid by 0.142 standard deviations. The Cruz Roja project increased awareness of available resources by 3.3%. In the project of the Principado de Asturias, people who receive training and advice on digital skills experience a significant improvement in the use of the internet in the relationship with the Public Administrations. The Comunitat Valenciana – Servicios Sociales project increased satisfaction with Social Services and the evaluation of the care received in them by 0.2 standard deviations. In the case of Ayuntamiento de Barcelona, the initiative carried out to improve the participation rate in the program increased the probability of passing the recruitment phase for the treatment group by 14%.

As a result, some of these projects were able to reduce the vulnerability levels of the participants. In the Castilla-La Mancha and Save the Children projects, a reduction in vulnerability of 11% and 12% respectively was observed. Fundación Secretariado Gitano's program improved the social protection of families by 8%. The Caritas project increased the total monthly income of the participants by 16%.



Notes: This figure illustrates the differences in various indicators between the treatment group and the control group. Panel A shows the results as a percentage of the mean of the control group. Panel B shows the results in terms of standard deviations. ***. indicates that the results are statistically significant at a confidence level of 1%. ** corresponds to a level of 5% and * corresponds to a level of 10%. Source: Own elaboration

4.3 Education Projects Outcomes

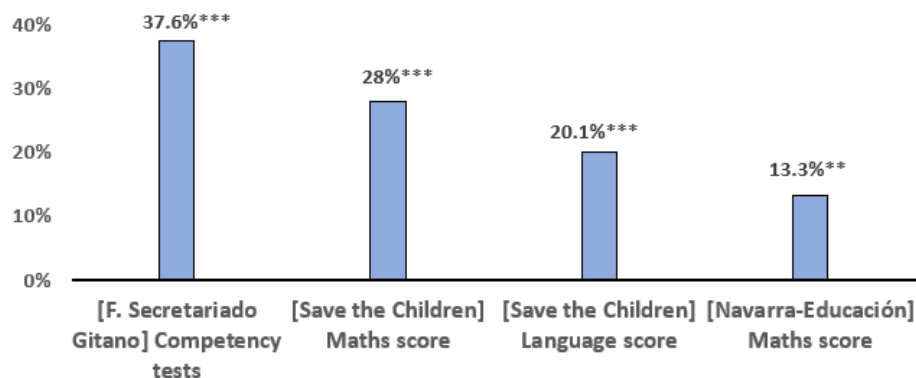
Nine of the itineraries fall within the educational theme, covering various areas of intervention such as tutoring, educational reinforcement, early childhood development, and development of soft and entrepreneurial skills.

Tutoring and **educational reinforcement programs** have had a positive impact on standardized competency tests, with a more moderate and variable impact on school grades. Noteworthy are the results of the Fundación Secretariado Gitano, where competency tests scores improved by 37.6%, and the program of the Comunidad Foral de Navarra-Educación, which increased them in mathematics by 13.3%. In addition, the Navarra project improved final mathematics grades by up to 11%. Children in Save the Children's comprehensive treatment improved their results on standardized tests in maths and language arts by 28% and 20%, respectively.

In addition, the educational itineraries achieve academic improvements beyond the results reflected in the tests. Thus, the Comunidad Foral de Navarra-Educación program increased confidence and reduced anxiety in mathematics, as well as fostering interest in the subject. The itineraries of Fundación Secretariado Gitano and Save the Children increased parental involvement in their children's education. In the La Fundación La Caixa project, families

experienced an improvement of between 0.33 and 0.63 standard deviations in parenting skills, such as responsiveness, affection, encouragement and education, within the treatment group when observed by social workers. In the case of Galicia, families receiving treatment showed a significant improvement of 0.14 standard deviations in the educational integration and success of children, as well as an improvement in parental responsibility of 0.12 standard deviations.

Figure 17. Outcomes in Education (Effects in Percentages)



Notes: This figure shows the differences in different indicators between the treatment group and the control group. The results are shown as a percentage of the control group's average. *** indicates that the results are statistically significant at a confidence level of 1%. ** corresponds to a level of 5% and * corresponds to a level of 10%. Source: Own elaboration.

4.4 Digital Skills Projects Outcomes

Seven of the itineraries are framed in the field of digital skills, understood as the improvement in access to and use of information technologies. In addition, other projects focused on the field of work, education or the coverage gap of public benefits incorporate components related to digitalization. There are three main areas of action in this area: **training in digital skills, provision of computer devices and connectivity aids.**

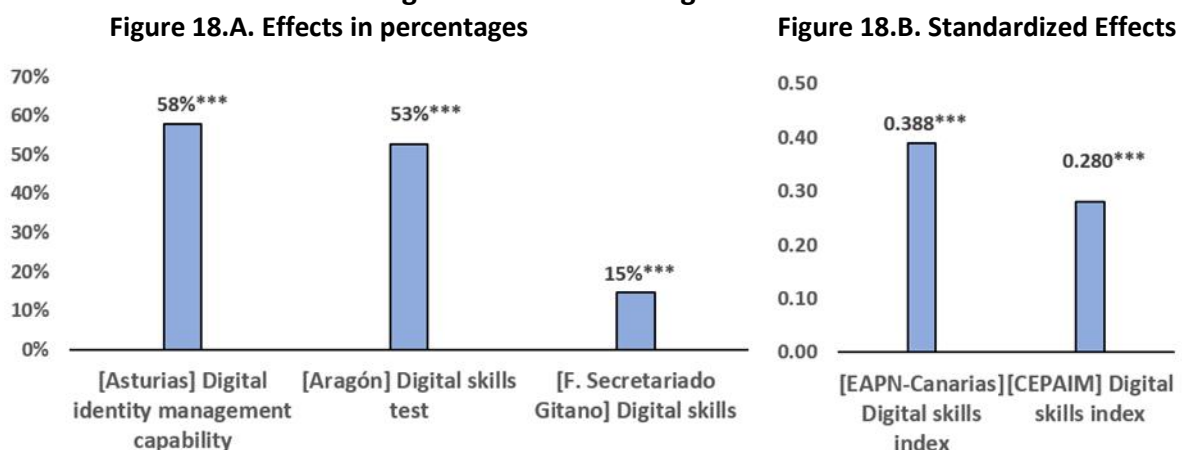
Projects offering digital training have significantly improved the general digital skills or competencies of participants. For example, in the Principado de Asturias, participants experienced a 58% increase in the ability to handle personal identification systems necessary to carry out procedures with the Public Administration online. In the Aragón project, digital training increased the score in digital skills by 53%. In the itinerary of Fundación Secretariado Gitano, participants exhibited a 15% higher level of digital skills compared to those in the control group. Participants in the treatment group of the Cruz Roja project improved their self-perception of their ability in digital skills by 7.7%.

The EAPN-Canarias and CEPAIM projects also produced positive effects on the degree of digital skills by 0.39 and 0.28 standard deviations, respectively. In the case of Ceuta, the digital

identity index increased by 0.41 standard deviations. In the Galicia project, digital skills increased by 0.11 standard deviations. The Región de Murcia project increased the use of digital services by 0.16 standard deviations.

Some of the aforementioned programs with success in competencies and the use of the internet in administrative procedures were supported by the provision of devices and connectivity assistance, such as in the cases of the Principado de Asturias, EAPN-Canarias, and Fundación Secretariado Gitano. The evidence collected here indicates that both the provision of devices with an internet connection and digital training can be successful policies for the development of digital skills and facilitate the completion of procedures online. In addition, the pilots suggest that training provides better results and that training adds value to the availability of internet access.

Figure 18. Results in Digital Skills



Notes: This figure shows the differences in various indicators between the treatment group and the control group. Panel A shows the results as a percentage of the control group's average. Panel B shows the results in terms of standard deviations. *** indicates that the results are statistically significant at a confidence level of 1%. ** corresponds to a level of 5% and * corresponds to a level of 10%. Source: Own elaboration.

4.5 Outcomes in Health, Social Participation and Housing

Some of the inclusion itineraries propose interventions that include components aimed at improving the health and care of the participants. These mainly consist of training in this area, with workshops or training sessions on healthy habits (nutrition, leisure and physical activity, cessation of any type of toxic consumption) and psychosocial support, or in some cases, support in managing aid for health expenses not covered by Social Security (medical, therapeutic or pharmaceutical expenses). While these projects often have moderate results in physical health, several of them have **positive effects on emotional well-being and mental health**. For example, in Castilla-La Mancha, participants in the itinerary showed 8% more life satisfaction than those in the control group and higher self-perceived autonomy by 0.15

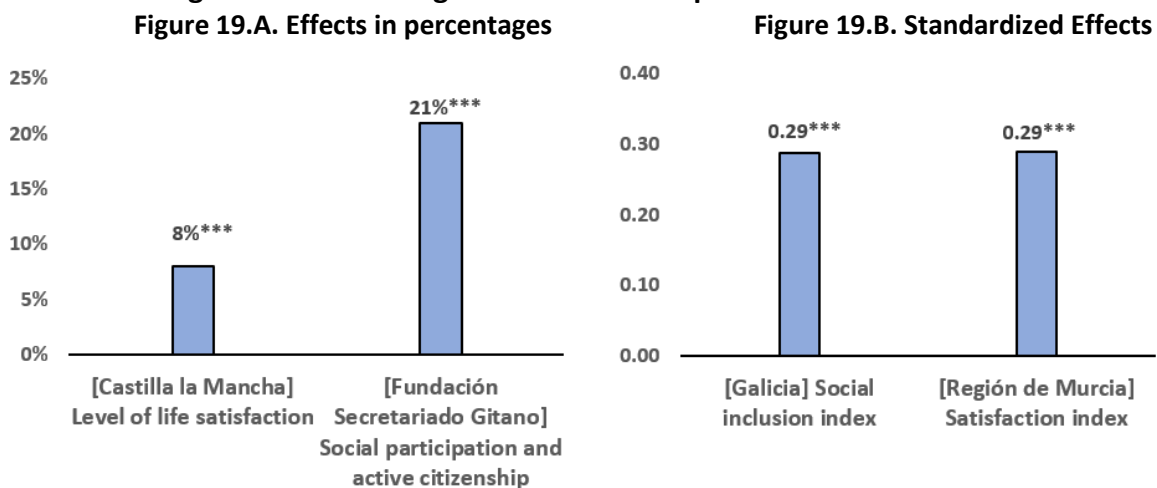
standard deviations. The Murcia and Galicia projects achieved improvements in participants' emotional satisfaction of 0.29 standard deviations in both cases.

Some projects have also achieved positive impact in terms of social participation and active citizenship. This is the case of the Fundación Secretariado Gitano, with a 21% increase in the degree of social participation. In the case of the Caritas – Accede project, a significant positive impact of 0.48 standard deviations was identified regarding involvement in any community group within the preceding 6 months. Finally, the CEPAIM project shows an increase in knowledge of community resources of 0.31 standard deviations.

Finally, one of the projects, implemented by the Generalitat de Catalunya, was focused on housing and energy poverty, and has generated significant impacts on consumption habits (improvement of 36% in the distribution of energy consumption throughout the day and 2% with respect to the more efficient use of energy-consuming elements, for those participants who receive advice) and in the energy efficiency of homes (12% improvement when investment is made in the home).

Another project with results in the housing area is Hogar Sí, where the treatment group has stable accommodation for 5.5 weeks longer than the control group. In addition, individual level results show an average increase in the treatment group of more than 2 levels on the ETHOS scale which measures degree of access to housing in good condition.

Figure 19. Well-Being Outcomes of Comprehensive Interventions



Notes: This figure shows the differences in various indicators between the treatment group and the control group. Panel A shows the results as a percentage of the control group's mean. Panel B shows the results in terms of standard deviations. *** indicates that the results are statistically significant at a confidence level of 1%. ** corresponds to a level of 5% and * corresponds to a level of 10%. Source: Own elaboration..

5 Lessons Learned and Public Policies Recommendations

This section provides lessons derived from evaluation that are useful for the design of public policies and for scaling up itineraries in inclusion policies adopted by public administrations.

1. Investing in Personalized Care

Projects that assess personalized and comprehensive care in comparison to more standard, lower-intensity approaches have achieved significantly positive results. This has been the case of projects such as Hogar Sí, Plena Inclusión, Fundación Secretariado Gitano, Castilla y La Mancha, and Galicia, among others. . Actively listening to individuals, empathizing with their situation, and adapting interventions to their reality have proven to be crucial elements for the success of projects. It is important to note that this personalized approach has been possible thanks to the increased intensity of attention from social workers and specialized staff, **highlighting the importance of having reduced ratios of technical staff per person in vulnerable situations.**

An inherent limitation of this approach, from an evaluation perspective, is that its comprehensive and personalized nature complicates the task of discerning which specific components are crucial for achieving positive effects. This raises the need for continued research aimed at identifying which set of interventions or action protocols are most cost-effective.

1. Acting from different areas

Social and labour insertion represents a significant challenge for the most vulnerable groups. However, the results from various projects indicate that **it is feasible to achieve labour integration if employment guidance is supplemented with other actions.**

This has been the case for personalized employment methodologies (Hogar Sí, Plena Inclusión), which are characterized by intensive accompaniment with an emphasis on adapting the intervention to the preferences, abilities and circumstances of each individual.

Other projects have obtained positive results when they complemented basic actions to support job search with **psychosocial interventions to raise participants' self-esteem**, or interventions for the development of soft skills (communication skills, teamwork, conflict resolution). There have also been positive results of actions that incorporated support for balancing work and family life, specific training in digital skills, or in sectors with high labour demand (examples include Castilla y la Mancha, Navarra-Servicios Sociales, EAPN-Canarias, Ayuda en Acción, Cáritas-Emplea-Lab, Cáritas Accede, Cruz Roja).

These results show that there are significant synergies between different intervention strategies, indicating that the impact of initiatives can be amplified through by the appropriate combination of different treatments.

2. Promote community support networks and psychological care

Several projects have implemented **interventions focused on psycho-emotional well-being, integrating them into labour insertion itineraries, social accompaniment or educational reinforcement.**

These initiatives have demonstrated a **positive impact on participants' emotional well-being and social inclusion.** In some cases, interventions have been carried out at the community level through group sessions, which has also fostered the development of **support networks** among participants, allowing them to benefit from mutual help within the group. These actions have been combined with other initiatives, complicating the task of determining the specific impact of networking. However, the overall effect in combination with the other actions has had a positive effect on inclusion metrics.

3. Prioritize investment in education as a lever for improving human capital

Nine itineraries focused on **education, covering areas such as tutoring, educational reinforcement, early childhood development, and the promotion of soft and entrepreneurial skills.** Tutoring and educational reinforcement interventions demonstrated a positive impact on standardized competency tests.

Moreover, itineraries that combined educational reinforcement with social accompaniment **not only had a positive impact on academic results, but also on aspects such as confidence and anxiety reduction in mathematics, increased parental involvement in children's education, and improvement in overall education indices, which include school attendance and grades.** One of the programs focused on early childhood development through parenting competencies also showed positive results. On the other hand, programs aimed at promoting entrepreneurship and soft skills among young people in vocational training achieved a significant reduction of 40% in the probability of dropping out of school, highlighting the effectiveness of these comprehensive interventions in strengthening the educational and social trajectory of the participants.

These results underline that educational support aimed at vulnerable groups not only significantly improves academic results and the well-being of participants, but also acts as an

essential lever for the promotion of human capital, becoming a key element for increasing productivity in society.

4. Bridging the digital divide through training

Several projects have developed actions to improve digital skills in vulnerable groups. Devices provision **and digital skills training have proven to be effective strategies to reduce the digital divide** in these groups, improving not only access to technology but also the ability to use it effectively in daily life and in interactions with the public sector. They have also proven to be **effective levers for job searching**, as they have improved their digital skills and the ability to search for jobs in a digital environment. The results suggest that combining access to devices with specialized training offers the best results, underscoring the importance of integrated policies for the development of digital skills and labour inclusion.

5. The Inclusion Policy Lab, great potential, but major challenges: intensifying efforts in the project recruitment and loyalty phase

The Inclusion Policy Lab, a project notable for its breadth and ambitious methodology, has faced considerable challenges.

One of the main ones has been the adjustment to the deadlines dictated by the RTRP, which has been particularly challenging for public administrations, whose formal processes for the public expenditure execution are not easily compatible with the nature of innovation and experimentation characteristic of these projects.

The extensive period dedicated to planning and design has reduced the time available for execution and evaluation of projects. This was partly due to administrative procedures, but also to the need to adapt projects to Randomized Controlled Trials methodology, which requires considerable effort to ensure a sufficient sample of participants and standardization of interventions. Implemented in a context of general unfamiliarity with this methodology, the Lab has entailed a significant learning process.

Participants recruitment presented obstacles for many entities, hindered by the need to attract a large number of people. Occasionally, there had been no prior analysis to assess the demand for the proposed actions. Often, the complex circumstances of potential participants, such as work-life balance, physical or mental health problems, limited their ability to commit to the itinerary. Occasionally, difficulties in recruiting participants have been exploited to carry out additional research on the best ways to communicate and retain participants, such as in the Ayto. de Barcelona project or the EAPN-Canarias project. This illustrates the

advantage of experimental methodology in adjusting to situations and pivot towards evaluations that maximize the extraction of useful lessons for public policies design.

These challenges have marked the path of the Lab, which has constantly sought to offer the best answers through coordination between all parties involved. The lessons learned during this process are an asset for future initiatives.

6. Strengthen collaboration with administrations and entities that are closer to the citizen

Some of the itineraries that have shown the best results have been those led by consolidated entities with extensive experience in the problems of the group they were targeting. This has been the case of third sector entities, especially those specialized in specific groups of special vulnerability such as Hogar Sí (group in a situation of homelessness), Plena Inclusión (people with disabilities), Fundación CEPAIM (migrant women), Fundación Secretariado Gitano (Roma population).

The success of these initiatives is likely due to the deep knowledge that these organizations have about the needs and realities of the groups they serve. In addition, effectiveness is reinforced by previous work and the construction of a bond of trust between the target population and these entities, thus facilitating a process of mutual understanding and collaboration. This close relationship between organizations and groups also has advantages from the point of view of evaluation, facilitating the recruitment and loyalty of participants in the programs and leading to higher response rates to surveys and forms.

These cases demonstrate that **it is possible to improve the social and labour inclusion of the most vulnerable groups, as long as interventions are meticulously designed to address their particular challenges**. It is also crucial to have staff who not only understand the complexities of each situation but are also dedicated to cultivating and strengthening trusting relationships with participants.

7. Proximity as the Key to Reducing Coverage Gaps: Strengthen support processes to overcome barriers to access to public benefits.

Projects aimed at analysing and mitigating the phenomenon of Non-Take-Up, i.e. the gap in the coverage of public benefits, have revealed their complex nature, highlighting that there is no single and definitive solution. It has been observed that **interventions focused exclusively on providing information have not been sufficient** to increase the number of applications for benefits, even when there are people who are unaware of their existence. On the other hand, strategies that promote proximity and **face-to-face accompaniment have proven to be much more effective**. This suggests that the accompaniment process, both at

the application stage and in ongoing support for people to perceive themselves as eligible beneficiaries, is a critical factor in overcoming barriers to accessing public benefits.

8. An Experimentation Lab in Cooperation with the Scientific Community: Key to Innovation in Inclusion Policies

The establishment of an **Inclusion Policy Lab**, coordinating 32 projects with partially overlapping interventions, plays a **crucial role in optimizing learning** about which interventions work best and developing effective policies. Close collaboration with the scientific community through strategic collaboration with two internationally renowned institutions, CEMFI and J-PAL, has also been pivotal. This has ensured the adoption of a rigorous methodology and the design of evaluations in line with international scientific standards. The implementation of several projects within the framework of a single laboratory has also made it possible to standardize processes, databases and methods of evaluating results. This structure allows for a detailed benchmarking of interventions, offering valuable lessons on the replicability and effectiveness of various practices in different settings.

The experience **of the Inclusion Policy Lab highlights the potential of the General State Administration to promote innovation in the field of public policies**, in close collaboration with other public administrations, the third sector and the scientific field. It also provides a reference for other nations seeking to enhance their public policies through evidence-based approaches.

9. Government-Driven piloting: great potential for scaling and integration in public policies. Reinvesting accumulated learnings to scale best practices.

A number of projects have demonstrated significant potential to be scaled up and adopted within public policy, with some already taking steps towards this expansion. For example, the Fundación la Caixa decided to scale up its intervention in families with children aged 0 to 3 in the 2023-2024 academic year. On the other hand, Plena Inclusión has plans to migrate its services towards the personalized employment methodology, which had been applied before the pilot project. It is important to highlight that Plena Inclusión's experience in personalized employment significantly influenced the design of the Hogar Sí intervention, demonstrating the potential for knowledge transfer between different entities. On the other hand, EAPN-Canarias is considering the possibility of extending its REDLAB project throughout the Autonomous Community of the Canary Islands, collaborating with public administrations, although they plan to do so with less intense interventions.

The scaling process presents inherent challenges, such as the need for adjustments in program implementation, which may be motivated by budget constraints or by the expansion in the number of participants. These adjustments are crucial to tailor interventions to broader contexts without compromising their effectiveness. In this sense, a detailed monitoring of how these changes impact the results of the programs is essential, to ensure that the expansion retains the benefits observed in the pilot phases. The ability of this laboratory to accompany the scaling process, emphasizing the importance of continuous evaluation and rigorous analysis, is key to the success of scaling up these initiatives, allowing lessons learned on a small scale to inform and guide the adoption of general public policies.

6 Compliance with milestone 351 of the Recovery Plan

This report forms the basis for the achievement of milestone 351. This milestone requires that, after the conclusion of at least 18 pilot projects, evaluations must be published accompanied by recommendations for public policies focused on enhancing the efficiency of social inclusion strategies by 2024. The documentation provided, including this report and the individual analyses of the 18 projects, supports the achievement of this objective. We are ready to submit to the European Commission a total of 32 reports, corresponding to each project, summarising the key findings of each.¹¹

In addition, this report will be sent, enriched with the main conclusions in terms of public policies, recommendations and scaling strategies, as well as the identification of future necessary evaluations. This approach aims to guide scaling up towards public policies that are not only cost-effective, but also function as true levers for inclusion, fostering a fairer and more sustainable model of inclusion.

¹¹ The 18 projects that will be part of the first delivery of reports are the Gobierno de Aragón, Ciudad Autónoma de Ceuta, Xunta de Galicia, Gobierno del País Vasco, Fundación Secretariado Gitano, Hogar Sí, Plena Inclusión, Save the Children, Cáritas Española-Accede, Ayuntamiento de Barcelona, Generalitat de Catalunya, Comunidad de Madrid, Comunidad Foral de Navarra-Educación, EAPN-España, EAPN-Canarias, Fundación La Caixa, Fundación Ayuda en Acción, Fundación CEPAIM. These projects have been selected for a variety of reasons, with priority given to those whose data and evaluation results have been collected before.

Annex

A. Summaries of the 18 Projects That Meet Milestone 351

PILOT PROJECTS PROMOTED BY THE THIRD SECTOR	51
1. Cáritas Española - Accede.....	51
2. Fundación Secretariado Gitano	53
3. Hogar Sí.....	56
4. Plena Inclusión	58
5. Save the Children	60
6. Fundación Ayuda en Acción.....	63
7. Fundación CEPAIM	66
8. EAPN – España	68
9. EAPN – Canarias	70
10. Fundación la Caixa.....	73
PILOT PROJECTS PROMOTED BY AUTONOMOUS ENTITIES	76
11. Aragón	76
12. Ciudad Autónoma de Ceuta.....	78
13. Galicia	81
14. País Vasco	83
15. Cataluña.....	85
16. Comunidad de Madrid.....	88
17. Comunidad Foral de Navarra – Educación	91
PROJECTS PROMOTED BY LOCAL ENTITIES	93
18. Ayuntamiento de Barcelona.....	93

Pilot Projects promoted by the Third Sector

Caritas Española – ACCEDE: Comprehensive Care Project for the Fight against Social Exclusion

The project aims to assess whether itineraries directed at empowering people, so that they can be self-sufficient in their decisions, have better results than standard supports aimed at meeting people's needs.

The impact of a program that focuses on people in situations of labour, economic and social exclusion and who come to the Parish Caritas to receive a personalized itinerary adapted to their needs in three axes (economic, social and relational) is evaluated, and the creation of networks between the participants is made possible through the Accede spaces.

Implementing body

Cáritas Española

Budget (signed by agreement)

€6,170,912.00 (executed until Q4 2023) €5,301,106.88 at 85.90%.

Evaluation

General Secretariat for Inclusion (SGI) with the support of CEMFI and J-PAL Europe (Laura Hospido and Yarine Fawaz).

Information of interest

About Caritas España	Situation of social exclusion
<p>Caritas Española, established in 1947, aims to carry out the charitable and social action of the Church in Spain, through its confederated members.</p> <p>Caritas promotes the integral development of people, especially the poorest and most excluded through the accompaniment of vulnerable people.</p> <p>There are a total of 70 Diocesan Caritas (CCDD) that are responsible for coordinating, guiding and promoting charitable and social action in their respective dioceses. Specifically, 18 of these CCDDs have been the final executors of the project in their geographical area of action.</p>	<p>Social exclusion manifests itself in different areas and has different consequences. For the FOESSA Foundation (Promotion of Social Studies and Applied Sociology, promoted by Caritas), social exclusion is "a phenomenon of accumulation of difficulties in different areas, which includes economic poverty but also employment, housing, social relations or access to social protection systems". In this sense, social exclusion must be understood as a multi-layered process, which moves the individual away from integration as they accumulate.</p>

Intervention

The control group and the treatment group share the traditional support and accompaniment services of the parish Caritas. These services consist of financial or in-kind support; access to the resources of Caritas, social entities or public services; assistance in the management of administrative procedures or the service for detecting situations of social vulnerability; among others.

In addition to traditional support, the treatment group receives a series of specific and personalized actions, including training in skills and digital training, activities to improve relations with the community or other activities adapted to the needs of each participant. In addition, for the treatment group, the parishes created a physical space called "ACCEDE", where participants have an internet connection and computer resources to be able to carry out many of these personalized services offered by Caritas.

In this way, the aim is to evaluate the effectiveness of these personalized actions compared to a traditional support and accompaniment model.

Scope of action

The **target population** is people at **risk of poverty or social exclusion** who are already in intervention in the parishes or those who come to request help from the participating parishes during the recruitment period. The territorial scope of the project is made up of the area of influence of the 18 Diocesan Caritas executing the project, being the following: Barbastro-Monzón, Barcelona, Bilbao, Cartagena-Murcia, Ciudad Real, Huelva, Huesca, Madrid, Mallorca, Menorca, Mérida-Badajoz, Ourense, La Rioja, Salamanca, Segorbe-Castellón, Sigüenza-Guadalajara, Tenerife and Zamora.

Participation Profile

73% of the participants are women, most of them between 30 and 54 years old, mostly unemployed (66%), with a primary education level (27%) and even without literacy or approved training (34%).

Experimental design

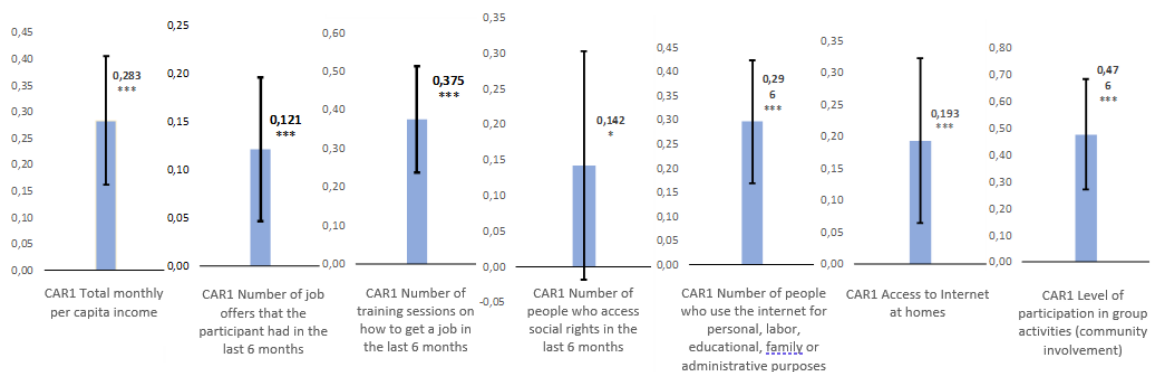
The unit of randomization was the grouping of parishes. 32 parish groups were assigned to the treatment group and 32 to the control group. A total of 44 parishes participated in the treatment group and 44 in the control group. Within each group of parishes, the intervention will be directed to all eligible families in each of them.

2,625 people participated in this project, of which 1,420 were part of the treatment group and 1,205 were part of the control group.

Outcome of the evaluation

The ACCEDE pilot project has proven to be a promising initiative to foster social inclusion and improve digital skills among vulnerable families. Through the creation of a common reference space and the holding of training sessions, a positive impact has been observed on several key aspects of the participants' lives:

- Improvement in the **economic situation** of the participants: There is a significant increase in the monthly income of the household.¹²
- Progress in **employability**: There has been an increase in the number of job interviews and offers received, as well as greater participation in training and career guidance actions.
- Positive impact on **access to rights and services**: The intervention has facilitated greater awareness and request for rights and services.¹³
- Improvements in **digital skills and access to the internet**: There is a clear improvement in both digital skills¹⁴ and access to the internet at home and by other means¹⁵.
- Greater **participation in community groups**: Although there is no noticeable change in satisfaction with social relationships, participation in some group in their environment improves significantly, indicating a more active social integration.¹⁶



As a whole, the project had a positive impact on the labour and social integration of the participants.

Fundación Secretariado Gitano- Educational and Social Support Project for Families in Situations of Exclusion

This project evaluates the impact of an educational and accompaniment program for families, mainly of Roma ethnicity, at risk of social exclusion. The project seeks to improve the educational skills of students to achieve school success, as well as the social situation of families and their involvement in the educational process.

¹² Significant positive effect of 0.29 standard deviations on the indicator of total income per person in the last 6 months.

¹³ Significant positive effect of 0.14 standard deviations in the negotiations carried out with social services, finance, public health, and education entities.

¹⁴ Significant positive effect of 0.30 standard deviations on the indicator of internet use for personal, work and educational purposes.

¹⁵ Significant positive effects on these indicators of 0.19 and 0.16 standard deviations, respectively.

¹⁶ Significant positive effect of 0.48 standard deviations in the indicator of participation in a community group in the last 6 months.

Implementing body

Fundación Secretariado Gitano.

Budget (signed by agreement)

€2,536,971.00 (executed up to Q4 2023): €2,505,943.82 →98.80%

Evaluation

General Secretariat for Inclusion (SGI) with the support of CEMFI and J-PAL Europe (Ana García-Hernández and Inés Torres).

Information of interest

About Fundación Secretariado Gitano	Social exclusion of the Roma population
An intercultural, non-profit social organization that has been working for 40 years for the promotion and equal opportunities of the Roma community in Spain and Europe. Its mission is the integral promotion of the Roma people from the attention to cultural diversity. This mission is aimed at promotion and social change to allow Roma people access to rights, services, goods and social resources on equal terms with the rest of the population.	The COVID-19 pandemic has highlighted the vulnerability of groups that were already in a situation of social exclusion before the pandemic, such as the Roma people. In terms of education, the Roma population has a significant gap: 63% of Roma students between the ages of 16 and 24 do not complete compulsory education, compared to 4% of the rest of the population as a whole. It is necessary to strengthen the processes of support and accompaniment of students and their families in order to reduce the persistence of poverty in certain groups.

Intervention

The main **areas of intervention** of the itinerary are: education, digital accessibility and social accompaniment.

With the treatment group, the following has been developed:

- An educational itinerary in which reinforcement and extracurricular support and educational guidance with students and their families have been established as priority actions.
- A social and personal support service aimed at families to facilitate access to resources and the development of basic skills.
- A technological accessibility service consisting of the loan of computers, internet access points and the acquisition of digital skills – aimed at families and students.

At the time of recruitment, the students were studying from the third year of primary school to the third year of secondary school.

The control group did not receive any type of intervention, except for specific support related to basic needs, such as access to benefits such as the Minimum Income Scheme or in case of emergencies, which for reasons of ethical responsibility the entity decided to attend.

Scope of action

The **target population** is Roma and non-Roma students, who are attending compulsory educational stages and their families (parents or legal guardians of children and adolescents participating in the different actions) from six Spanish provinces: **A Coruña, Asturias, Granada, León, Madrid and Murcia.**

Participation Profile

52% of the participating children are girls, most of them between 9 and 15 years old. The children are studying between the 3rd year of primary education and the 3rd year of secondary education. A significant proportion of these households do not receive public benefits (43%).

Experimental design

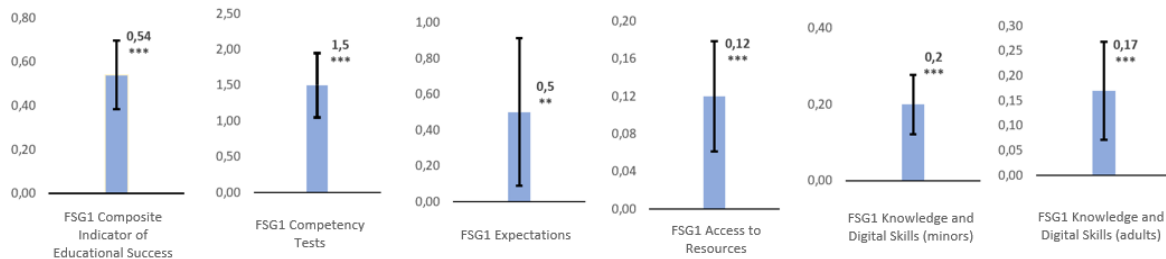
399 families participated in this project, of which 197 were randomly assigned to the treatment group (270 children) and 202 families were assigned to the control group (268 children). The randomization unit was the family.

Outcome of the evaluation

The comprehensive support program for Roma families has made a significant difference in their lives in the program's areas of action: education, social integration and digital skills.

- **Improving Education:**
 - The children involved in the program experienced a positive transformation in their educational trajectory, **improving their school success by 18%**. Students in the treatment group scored 1.5 points higher than students in the control group (5.49 vs 3.99). This means that the treatment led to a 38% improvement in the children's academic performance.
 - Families who received the treatment are more interested and involved in their children's education than those in the control group. In addition, children **increase their educational expectations**.
 - These results are key elements that can positively influence children's future educational trajectory.
- **Access to resources:** Families who were part of the treatment have become more familiar with the public aids and benefits available. Families in the treatment group participate 21% more in their communities.
- **Digital skills:** Both young people and adults improved their digital skills, with an increase of 16% and 12% respectively, compared to those who did not receive treatment.

Not only is this program helping to improve the quality of life for Roma families in the present, but it is also laying the foundation for a brighter future through education, community engagement, and access to technology.



Hogar Sí – Personalized Employment Project for People experiencing Homelessness

This project developed a personalized employment model with an intense interaction of support staff in the field of homelessness, which facilitates the autonomous exit from the specialized care system, through access and stabilization in the labour market.

Implementing body

Hogar Sí

Budget (signed by agreement)

€2,891,015 (executed up to Q4 2023): €2,420,257.21 at 83.7%

Evaluation

General Secretariat for Inclusion (SGI) with the support of CEMFI and J-PAL Europe (Miguel Almunia).

Information of interest

About Hogar Sí	Homelessness
An independent, nationwide, non-profit, social initiative organization. Its mission is to fight homelessness, addressing it with solutions from a perspective of protecting people’s rights. Hogar Sí presents homelessness as a problem whose eradication requires changes and innovative actions in the areas of housing, health, employment, security and social services.	The phenomenon of homelessness affects more than 28,000 people in Spain (INE. 2022). The problems and casuistry of each person are very different and, therefore, a generalist response for all people experiencing homelessness is usually not effective. The need to create programs and actions customized to each individual are key.

Intervention

The objective is to evaluate the effectiveness and efficiency of this personalized and innovative model in relation to the traditional model based on the development of labour insertion itineraries.

Therefore, the intervention involves a more intensive and personalized approach to assisting the homeless, with the social worker dedicating a greater number of hours to each individual experiencing homelessness. The main **areas of intervention** of the itinerary are: Employment (central focus of the project); access to social services; health and care; and housing.

Scope of action

The **target population** is homeless people from the cities of **A Coruña, Cartagena, Madrid, Murcia, Palma de Mallorca and Valencia**.

Participation Profile

75% of the participants are men and 25% are women, most of them between the ages of 30 and 59. 54% of the participants are Spanish nationals.

Experimental design

322 people participated in this project¹⁷, of which 154 were randomly assigned to the treatment group and 168 were assigned to the control group. The control group received standard or traditional follow-up and the treatment group received a more intense and personalized follow-up.

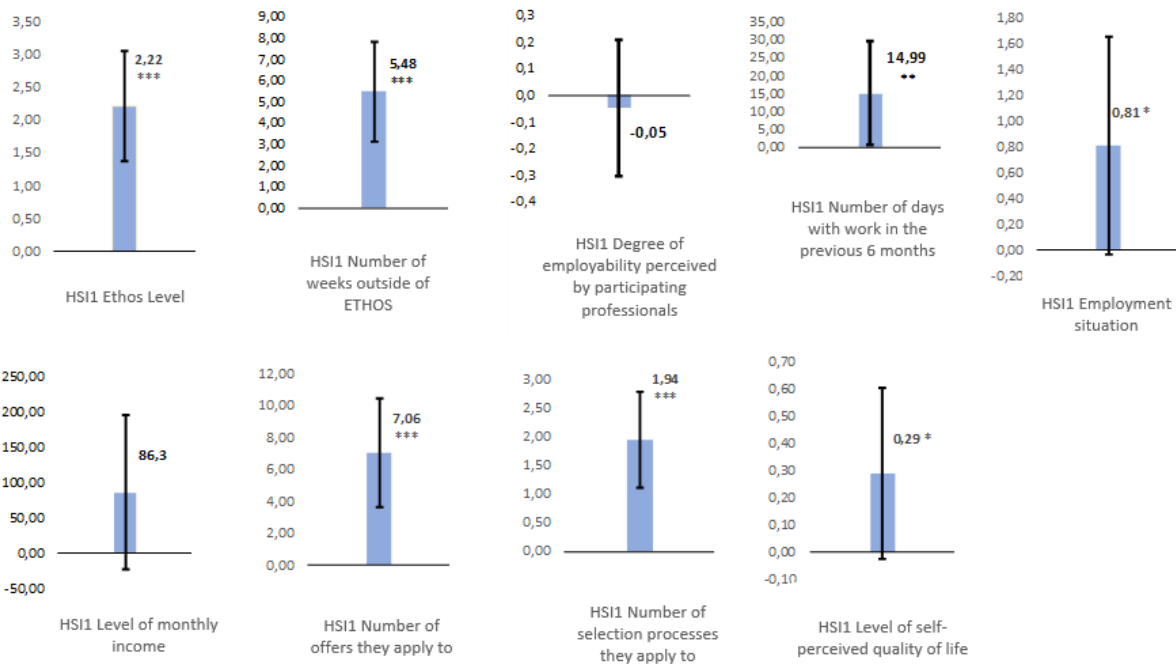
Outcome of the evaluation

The new model of accompaniment for people experiencing homelessness provides, compared to the traditional model:

- **Improvements in residential status: a 5.5-week effect on** stable housing over the past 6 months.
- **Improves quality of life:** Treatment increases self-perceived quality of life by 0.28 standard deviations.
- **Improved employability:** people in the treatment group apply for 7.5 more job offers than those in the traditional group and approximately 2 more selection processes in treatment than in control.
- **Improved employability:** people in the treatment group worked 15 days more on average during the 6 months before the end of the intervention than people in the control group, according to the Social Security register of working lives.

There are positive effects on the economic situation, although they are vague and not significant.

¹⁷ A total of 344 participants participated, 22 of those assigned to personalized treatment were incorporated into insertion companies, so they have not been taken into account in the evaluation of results.



Plena Inclusión - Personalized Employment Project for the Social Inclusion of People with Intellectual Disabilities

This project develops a personalized employment model characterized by intense interaction and support from staff members. The aim is to assist individuals with intellectual and developmental disabilities in integrating into the labour market and improving their social inclusion and well-being.

Implementing body

Confederación Plena inclusión España.

Budget (signed by agreement)

€2,540,972, (executed up to Q4 2023): €2,535,918.45 at 99.8%

Evaluation

General Secretariat for Inclusion (SGI) with the support of CEMFI and J-PAL Europe (Samuel Bentolila and Yanina Domenella).

Information of interest

About Confederación Plena Inclusión España	Intellectual and Developmental Disability
An independent third sector entity constituted as a confederation of entities present throughout the national territory. Its mission is to help people with intellectual and developmental disabilities and their families develop their quality of life project and promote their inclusion as citizens.	Intellectual and developmental disabilities affected more than 541,000 people in Spain in 2021 (INE). These people face major barriers to accessing the labour market, which is why they have a very low employment rate of 17.5%. Creating an intensive, personalized program for each individual is key to providing effective support.

Intervention

The objective is to evaluate the effectiveness and efficiency of this personalized and innovative model in relation to other traditional models based on the development of labour insertion itineraries. The intervention has consisted **of a more intensive and personalized accompaniment of people with intellectual and developmental disabilities. This has led to a better understanding of what the person can offer to the labour market, the configuration and negotiation of employment opportunities with potential employers and needed support after finding employment. The main area of intervention of the itinerary is work.**

Scope of action

The **target population** is people with intellectual and developmental disabilities in the autonomous communities of **Andalusia, Aragon, the Canary Islands, Castilla y León, Catalonia, the Community of Madrid, the Valencian Community, Extremadura, Galicia, La Rioja, the Principality of Asturias and the Region of Murcia**, and the autonomous city of **Ceuta**.

Participation Profile

56% of the participants are men and 44% are women, most of them between the ages of 20 and 44. 89% of the participants are unemployed.

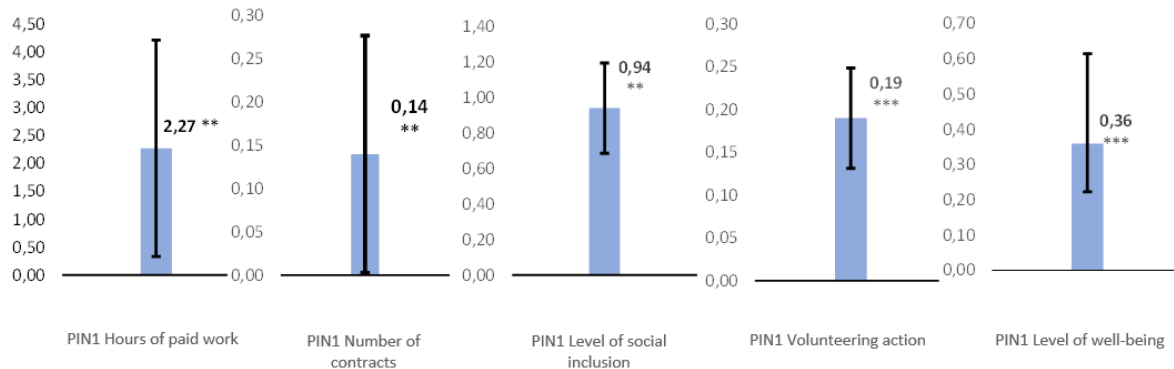
Experimental design

512 people with a previous relationship with Full Inclusion participated in this project, of which 259 were randomly assigned to the treatment group and 253 were assigned to the control group. The control group received standard follow-up and the treatment group received a more intense and personalized follow-up within the context of Personalized Employment. In addition to the general design, the treatment has also been evaluated specifically for the 435 people (232 in the treatment group and 203 in the control group) who were unemployed at the beginning of the treatment, from which the results indicated below are extracted.

Results of the evaluation

The new accompaniment model for people with intellectual and developmental disabilities provides:

- **Increase in working hours:** Treatment leads to an **increase of 2.3 hours per week**.
- **Increase in the number of employment contracts:** there is a **45% increase in the number of contracts** in the period at the end of treatment.
- **Increased work intensity:** among people with a degree of intellectual disability greater than 65%, **work intensity¹⁸ increases by 3.8 percentage points**, although the probability of being employed at the end of treatment does not change.
- **Improves social inclusion:** the treatment **raises the self-perception of the degree of social inclusion¹⁹**.
- **Improves well-being:** People in the treatment group have **greater satisfaction with their lives²⁰**.



Save the Children – Inclusion itineraries Project for Families in Vulnerable Situations

The project evaluates the impact of comprehensive treatment on the social inclusion of families with dependent minors in vulnerable situations. It aims to ensure their access to services and benefits, provide personalized support for adult employment search or enhancement, and offer educational reinforcement for children and adolescents, thereby reducing the intergenerational transmission of poverty.

Implementing body

Save the Children

Budget (signed by agreement)

€7,647,534.00, (executed up to Q4 2023): €7,473,267.50 at 98%

¹⁸ Measured as days worked over days of the total period.

¹⁹ Estimated at 0.94 standard deviations compared to those assigned to the control group.

²⁰ Estimated at 0.36 standard deviations than those assigned to the control group.

Evaluation

General Secretariat for Inclusion (SGI) with the support of CEMFI and J-PAL Europe (Verónica Gonzáles, Teresa Molina-Millán and Pedro Rey).

Information of interest

About Save the Children	Social exclusion
<p>An independent non-profit organization dedicated to the promotion and defence of the rights of children and adolescents. It works in more than 120 countries responding to emergencies and development programs, helping children achieve a healthy and safe childhood.</p> <p>In Spain, it has been working for more than 30 years with programs to care for the most vulnerable children, focusing on children at risk of poverty or social exclusion.</p>	<p>34.5% of children under the age of 18 are in a situation of poverty or social exclusion in Spain, making it one of the EU countries with the worst situation for children. There are significant differences between the severe poverty of children and adolescents and that of the population as a whole. It is essential to reduce the impact of the situation of social vulnerability on the educational performance of children and adolescents and, with it, the intergenerational transmission of educational level and poverty.</p>

Intervention

The objective is to evaluate the relative effectiveness and efficiency of socio-educational, socio-labour interventions or a comprehensive approach that involves both, to improve three aspects of the life of households with children and adolescents who are socially excluded or at risk of exclusion: quality of life, socio-labour insertion of adults and educational continuity and learning of minors.

In the first treatment group, families received social support and children from 0 to 18 years of age had the opportunity to participate in all educational resources. The second treatment group received social accompaniment, and in addition, the adults received job placement activities. And in a third treatment group, holistic work was carried out with all family members, that is, it includes all the previous treatments: social accompaniment, educational resources for children and adolescents from 0 to 18 years old, and labour insertion for adults.

The control group received only social accompaniment.

Scope of action

The **target population** is families with dependent minor children who are beneficiaries of the Minimum Income Scheme and/or Regional Minimum Income, or in a situation of economic vulnerability, with sufficient knowledge of Spanish and an income level below the poverty line. The interventions were carried out in four municipalities: Fuenlabrada, Seville, Cádiz and Melilla.

Participation Profile

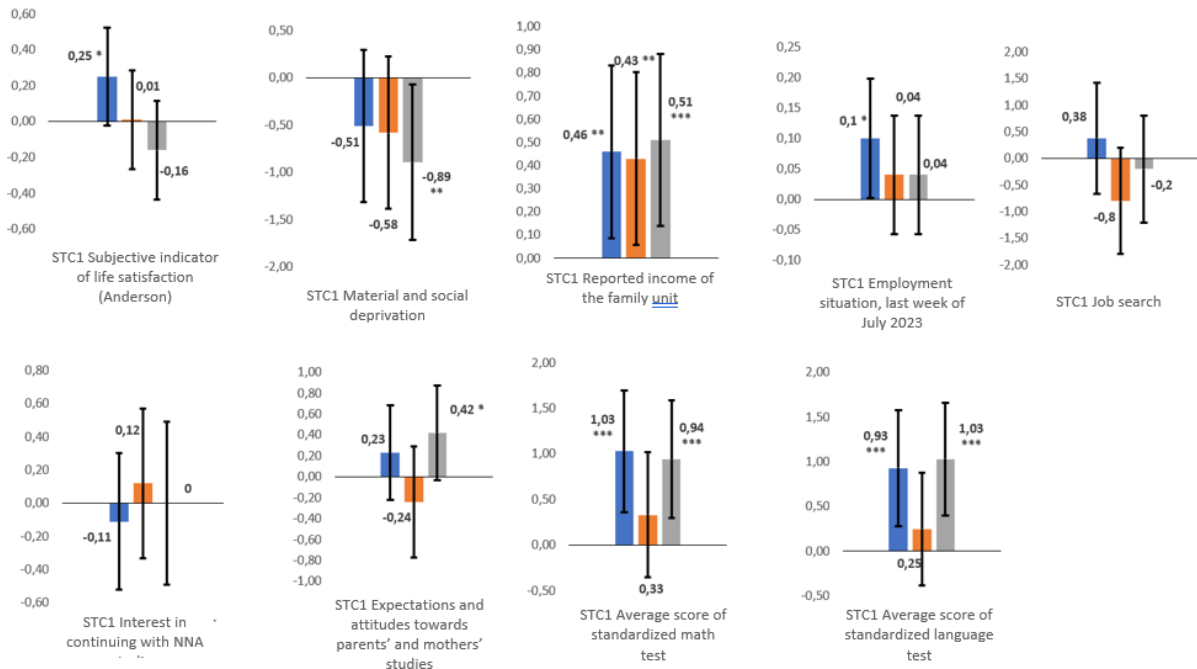
38% of the participating families are single-parent and among the rest of the households, two-parent predominates (49%). Adult nationality is predominantly Spanish (55%) and followed by non-EU nationality (33%). In 59% of families, no adult works.

Experimental design

792 families (3,133 people) agreed to participate in this project and were randomly assigned to each of the 3 treatment groups (192 families in the socio-educational group, 190 families in the socio-occupational group and 190 families in the comprehensive group) and a single control group (220 families).

Results of the evaluation

- **Reduction in material and social deprivation:** the combination of educational, social and labour interventions reduces the total reported material and social deprivation by 0.9 points.
- There are positive effects on **employment during the last week of July 2023** of households assigned to the socio-educational intervention, but they are not precise.
- **Improvements in net monthly income:** the combination of educational, social and employment interventions increase the monthly income category in the month of June 2023 by 0.5 points. Households in socio-educational treatment have an increase in the monthly income category in the month of June 2023 of the same magnitude. On the other hand, households in socio-occupational treatment have an increase of 0.4. This means that, if the control group is on average in a range of €601 - €1,000 of net monthly income, the households in the different treatments were close to the range of €1,001 - €1,200 of monthly income.
- There are positive effects on the **overall job satisfaction** of households assigned to socio-occupational intervention, but this is not precise.
- **Improvement in parents' expectations of their studies:** the combination of educational, social and work interventions increases the expectations that parents have regarding the studies of the children and adolescents in their care by 0.4 points. This effect means that parents in the comprehensive group expect on average that their children will be able to pursue university education, while those in the control group expect them to achieve higher vocational education or equivalent.
- **Improvements in standardized test scores:** The combination of educational, social, and employment interventions increases standardized test scores by 0.94 points for math and 1.03 for language, achieving a treatment group average of 4.3 in math and 6 in language. Households in socio-educational treatment also experienced an increase in standardized test scores by 1.03 for math and 0.93 for language.



Fundación Ayuda en Acción - eMprende: Project to Improve Employability and Entrepreneurship for Young People at Risk of Social Exclusion

This project evaluates the impact of a program for the implementation and dynamization of entrepreneurship classrooms in vocational training centres. The project seeks to promote employability and entrepreneurship among young people in environments at risk of social exclusion.

Implementing body

Fundación Ayuda en Acción.

Budget (signed by agreement)

€4,303,776.00, (executed up to Q4 2023): € 3,962,970.87 at 92,10 %

Evaluation

General Secretariat for Inclusion, with the support of CEMFI and J-PAL Europe (Ana García Hernández, Inés Torres Rojas).

Information of interest

About Ayuda en Acción Foundation	Educational Dropout and Youth Unemployment
<p>Ayuda en Acción is an international organization that seeks to generate opportunities in environments of social exclusion and high vulnerability in more than 20 countries. One of its main focuses is on accompanying the key stages from childhood and youth, through access to education and the transition to employment and entrepreneurship, facilitating sustainable and lasting development in the environments and communities in which it intervenes.</p>	<p>In Spain, a third of young people were living at risk of poverty in 2022 and the youth unemployment rate was 27.82% in 2023. This problem is even more critical in areas identified as disadvantaged. These characteristics indicate the urgent need to bring young people into the labour market.</p>

Intervention

The **main area of intervention** of the itinerary is **pre-employment** (improvement of employability and entrepreneurship) for Vocational Training students.

The treatment group received educational-psychological-social accompaniment and counselling (individual and group). The **main treatment** consists of measures aimed at offering vocational and professional guidance to students and the acquisition of key competences (*Soft Vocational Skills*, entrepreneurial competences and digital competences). These activities have been offered as part of the educational curriculum of the participating centres, so all students enrolled in the 2022-2023 academic year in the treatment centres participate in them. In addition, other actions have been developed in relation to psychosocial support and in relation to the community environment and the local business fabric.

The control group does not receive any intervention.

Scope of action

The **target population** is young people enrolled in public vocational training centres at any level (basic, middle and higher) in the **Autonomous Communities of Andalusia, Extremadura and Galicia**, and specifically in areas identified as disadvantaged according to indicators of social exclusion.

Participation Profile

61% of participants are men and 37% are women, with 2% declaring themselves non-binary. Most of them are between 16 and 24 years old, of Spanish nationality (94%). The majority (70%) are only studying, while the remaining 30% combine their studies with other activities (work, internships, self-employment, etc.).

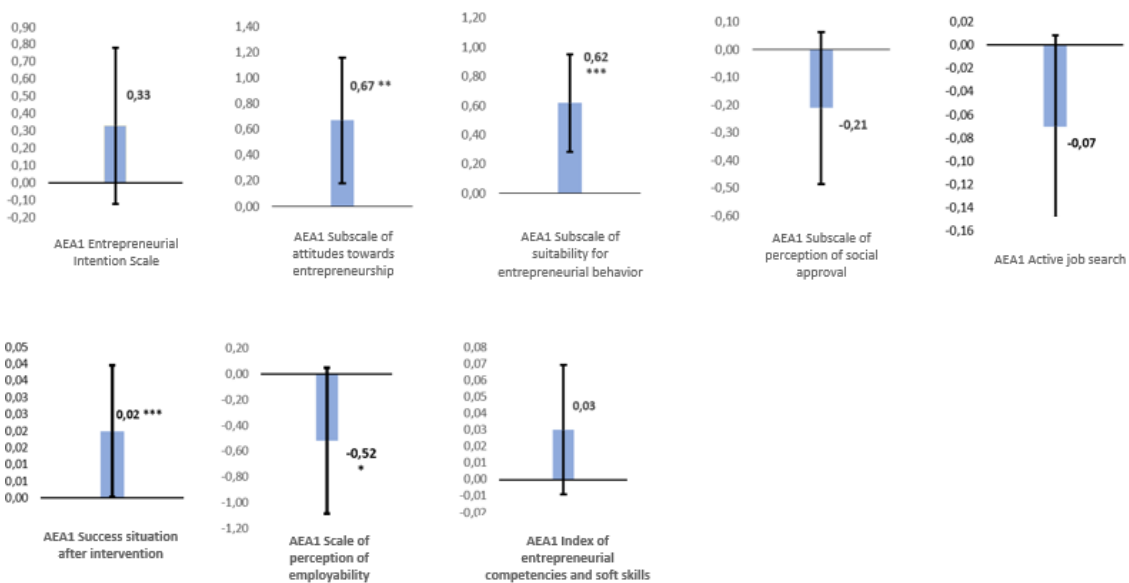
Experimental design

51 schools (with 3,823 students enrolled in VET in the 2022-2023 academic year) participated in this project, of which 25 (1,800 enrolled) were randomly assigned to the treatment group and 26 (2,023 enrolled students) were assigned to the control group.

Outcome of the evaluation

The eMprende itinerary, focused on promoting entrepreneurship in vocational training centres, produces positive effects, but moderate in the following aspects:

- **An increase in entrepreneurial attitude** of 4.5% (15.02 vs 15.69) compared to the control group and an **improvement in suitability for entrepreneurial behaviour** of 4.68% (13.22 vs 13.84).
- Participants showed **7.81% more active job search skills** than those in the control group (9.47 vs 10.21) and a **higher perception of their ability to look for work** (1.57% more than the control group; 7.62 vs 7.73).
- The program **decreases the probability of dropping out of school by 2%** (0.05 vs 0.03) and **increases the probability of being working or studying** after having participated in the eMprende project by **2%** compared to the control group (0.97 vs 0.99).
- It should be noted that only 38% of the students who responded to the initial survey were interviewed at the end of the program, and the results presented are based on those responses.



Fundación CEPAIM: + que Emple-A. Social Accompaniment Project for Migrant Women in the Region of Murcia

This project evaluates the impact of a social intervention and accompaniment program focused on improving the situation of social inclusion of migrant women and families headed by them in the Region of Murcia.

Implementing body

Fundación Cepaim. Acción Integral con Migrantes.

Budget (signed by agreement)

€4,257,795.79, (executed until Q4 2023): €3,783,925.83 at 88,90%

Evaluation

General Secretariat for Inclusion (SGI) with the support of CEMFI and J-PAL Europe (Antonio Cabrales and Warn Lekfuangfu).

Information of interest

About Fundación CEPAIM	Social exclusion of migrant women
<p>Non-governmental, non-profit organisation with a national and international scope, integrated in the Spanish Network for the Fight against Poverty and Exclusion and in the Platform of the Third Sector for Social Action. Its mission is to promote an inclusive, cohesive, egalitarian and intercultural society that facilitates full access to citizenship rights for the most vulnerable people, especially migrants.</p>	<p>During the time of implementation of the Minimum Income Scheme, the difficulty of access to the benefit of certain population groups, such as migrants, who are also more vulnerable, has become evident. In addition, this group has special difficulties with the administrative application processes and requires accompaniment and personalized interventions.</p>

Intervention

The main **areas of intervention** of the itinerary are: individualized social intervention, psychosocial care, accompaniment from intercultural mediation and training in digital skills.

The **treatment group** received workshops, with individual and group sessions, consisting of a psychosocial intervention and training in digital skills from intercultural mediation. In addition, some participants received linguistic mediations based on the needs detected. The **control group** received the standard accompaniment offered by CEPAIM.

Scope of action

The **target population** are foreign migrant women receiving MIS or RBI in the Region of **Murcia**, specifically, the project is developed in twelve municipalities: Alhama de Murcia, Cartagena, Lorca, Totana, Torre Pacheco, Alguazas, Murcia, San Pedro del Pinatar, Fuente Álamo, Mazarrón, Los Alcázares and Cieza.

Participation Profile

All participants are women, most of them are of nationality from outside the European Union (93%) and are unemployed (35%) or caring for minors or dependents (24%).

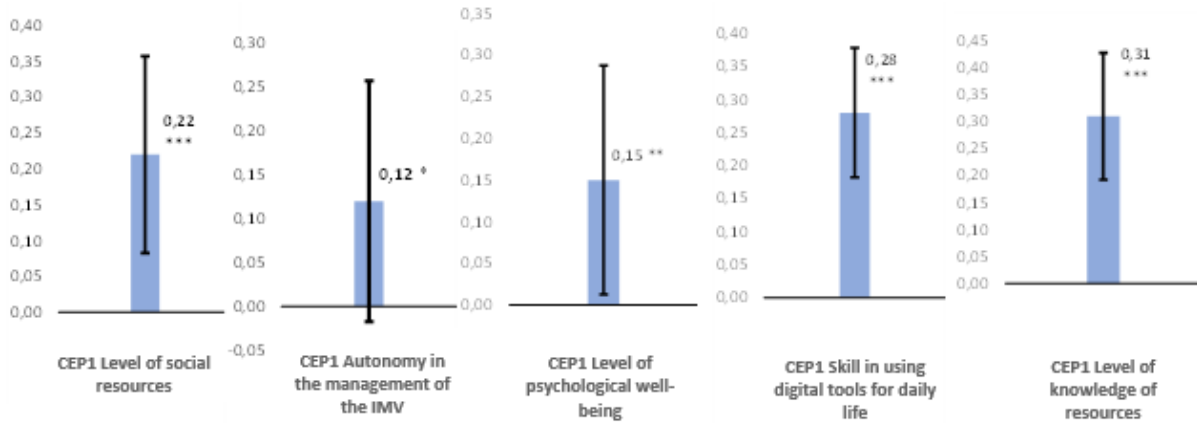
Experimental design

762 people participated in this project, of which 381 were randomly assigned to the treatment group and 381 were assigned to the control group.

Outcome of the evaluation

The programs tested in this project indicate that there are significant effects in several dimensions. The intervention package, which consists of basic skills development, provision of psychosocial support, provision of knowledge and community engagement, digital skills training and financial support, is considered to lead to positive change in multiple dimensions of migrant women, namely:

- **Effects on the social inclusion dimension:** positive effects were detected in the intervention package, with an increase in the level of social resources, and autonomy in the management of the MVI itself, with a positive effect of 0.22 and 0.12 respectively of the standard deviation of the indicator in each area.
- **Psychosocial well-being:** an improvement in the psychosocial well-being of the participants was observed, with 0.15 of the standard deviation of the indicator.
- **Digital skills:** The intervention also increases digital skills (measured as an index of ability to use digital tools for daily life), with 0.28 of the standard deviation of the indicator.
- **Community participation:** there is an increase in the community participation dimension (an increase in knowledge of the community's resources), with 0.31 of the standard deviation of the indicator.



EAPN – España: Vital Access Project for the Detection and Mobilization of People in Non-Take-Up Situations.

The project evaluates the impact of interventions to reduce the coverage gap (or non-take-up) of the Minimum Income Scheme. Two different interventions are evaluated to provide information about the MIS and accompany the application.

Implementing body

European Network for the Fight against Poverty and Social Exclusion in Spain (EAPN-ES)

Budget (signed by agreement)

€6,173,427, (executed up to Q4 2023): €5,035,231.36 at 81.56%.

Evaluation

General Secretariat for Inclusion (SGI) with the support of CEMFI and J-PAL Europe (Carlos Sanz, Yanina Domenella, Inés Torres and Mónica Martínez-Bravo (until December 2023)).

Information of interest

About EAPN – Spain	Cover Loophole o Non Take-up
An independent coalition of NGOs and other groups involved in the fight against poverty and social exclusion in the Member States of the European Union, EAPN-ES was created in December 1990, with the aim of eradicating poverty and social exclusion, seeking to enable those suffering from poverty and social exclusion to exercise their rights and duties.	The non-take-up gap (NTU) refers to the non-application for benefits, public services or social programs by those who meet the eligibility criteria, which means an underuse of resources to fight social exclusion.

Intervention

The intervention has combined different treatments to contrast which is the most effective in improving knowledge and opinion of the MIS, as well as access to the benefit. The main treatment has consisted of a face-to-face campaign of mobilization in the territory: informative and accompaniment. The second of the treatments is a visibility campaign through social networks geo-referenced at the level of postcode. A third treatment is included as a combination of the previous two.

Scope of action

The **target population** is people residing in census tracts (nodes) selected for their high rates of severe poverty. The action is carried out at the level of the census node-section and the intervention is carried out in the streets of the census node-section in the case of the first treatment and in the postal codes of the census node-sections in the case of the second.

Participation Profile

59% of the participants are women and 41% men, most of them between 35 and 54 years old (52%), of Spanish nationality (84%) and who are working (55%).

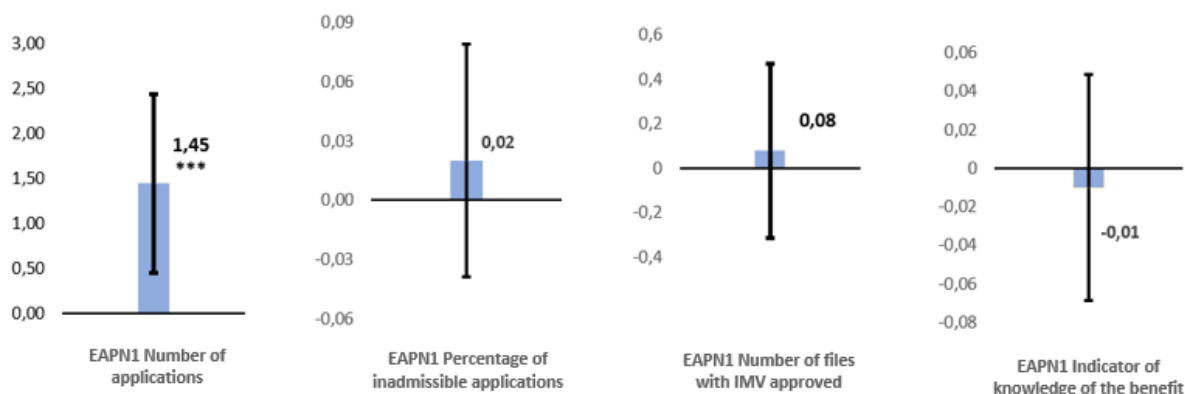
Experimental design

400 census nodes-sections participated in this project, randomly distributed in 4 groups of 100.

Results of the evaluation

The program to detect and mobilize people eligible for the Minimum Income Scheme in a non-take-up situation (NTU) through information campaigns on social networks and in person, and the advice and accompaniment in the application has the following results:

- **Increase in the number of applications in areas with face-to-face intervention.** The in-person campaign of outreach, detection of people in a situation of NTU and accompaniment increases the number of applications by 19.5% (1.4 additional applications per census tract) compared to the control areas during the 13 weeks of intervention. The impact is maintained over time, although with less intensity, being 11% in the case of analyzing up to 4 more months.
- The increase in applications in areas with in-person intervention **does not translate into an increase in the percentage of inadmissible applications.** This is a positive result as it indicates that the face-to-face campaign did not induce people who were not eligible to apply.
- **The social media outreach campaign has no significant effects.** This indicates that the narrowing of the coverage gap is not purely a problem of lack of information, but that there are other barriers that make it difficult for people to apply for the benefit.



EAPN - Canarias – REDLAB: Project for Digital Inclusion and Improvement of Employability

The activities implemented (REDLAB1) were focused on the reinforcement of the internet skills of the target population, middle-aged people (45-65 years old), by the provision of electronic devices to facilitate their internet connection and training in digital skills, with the aim of reducing the digital gap that hinders their access to the labour market and their interaction with public administrations.

The project assesses the impact of access to digital devices and training on digital skills for their employability, and their access to their citizen rights.

In addition, and after a relatively low adherence to the first wave of the REDLAB project, a secondary study was accomplished, this one was done by a new recruitment strategy to find the impact differences between the two forms of recruitment. The evaluation of REDLAB2 seeks to understand the impact of the amount of information provided in the first contact of the recruitment (take-up) and adherence to the training.

Implementing body

EAPN Canarias

Budget (signed by agreement)

€8,030,388.15 (executed up to Q4 2023): €5,779,450.52 at 72.0%.

Evaluation

General Secretariat for Inclusion (SGI) with the support of CEMFI and J-PAL Europe (Miguel Almunia and Tom Zohar).

Information of interest

About EAPN Canarias	The digital skill gap of people in social exclusion	The difficulty of recruiting for the training action of REDLAB1
<p>EAPN Canarias is a network of third sector organizations. The network was established in 2003, and its mission is to prevent and fight the poverty and the social exclusion within the Canary Islands. The network is currently made up of 33 organizations of the Third Sector working in the Islands.</p> <p>EAPN Canarias' main goal is to improve the effectiveness of actions against poverty and exclusion in the autonomous community, to actively participate in the development of policies and to establish a communication channel among its members to share experiences and resources.</p>	<p>This project aims to respond to two of the recommendations made by a recent EAPN assessment, which found a strong connection between economic poverty, low educational attainment and high digital skill gap.</p> <p>The first recommendation is necessary to increase institutional support to reduce the digital skill gap, given that people in social exclusion receive little support to face the economic difficulties in obtaining equipment and Internet connection at home.</p> <p>The second recommendation is to reduce the digital skill gap, through access to technological means, to promote socialization and the reinforcement of digital skills.</p>	<p>In REDLAB1, only 68% of people assigned to treatment group 2 started the training, with 42% dropping. This may be due to a lack of initial information about the training characteristic, as well as the gap time (two months) between the recruitment and the beginning of the training</p>

Intervention

The project “REDLAB1” aimed to address the digital skill gap and the low employability of participants. Two actions were implemented: **the 1st treatment** consisted of the **delivery of a digital kit (tablet, keyboard, case and headphones) with internet connection** for one year. **Treatment 2**, complementing Treatment 1, developed a REDLAB itinerary, which included 100 hours in **digital training**, personal counselling and a 30-hour **monitored non-work internship**. The control group did not receive any treatment.

On the other hand, for the recruitment of REDLAB2, the list of potential participants were divided into two groups: **the treatment group which was provided with detailed information**, they were referred as well to the management of the centre, the duration and schedule of the course, as well as other incentives and facilities for attendance. **The control group is provided with generic information** about the Training Action, indicating that, if they are interested, they will receive more information about it later. All those who agree to participate receive the digital kit and participate in the training action, as well as treatment 2 of REDLAB1.

The main **areas of intervention** are digital skills and job training, as well as **take-up** in the case of the second phase of the project.

Scope of action

In both phases of the project, **the target population** is people who are holders of the Minimum Income Scheme or the Insertion Benefit Scheme from the Government of the Canary Islands, aged between **45 and 65 years**, with a low level of education and residents of the Canary Islands. REDLA1 was developed on the islands of **Tenerife, Gran Canaria, Lanzarote, La Palma** and **Fuerteventura**, while REDLA2 was developed only on the islands of **Tenerife** and **Gran Canaria**.

Participation Profile

In both projects, most of participants are women (65% in REDLAB1 and 63% in REDLAB2), are not working (92% in REDLAB1 and 93% in REDLAB2), and their educational level is mostly primary (38% in REDLAB1, 42% in REDLAB2) or secondary (23% in REDLAB1, 26% in REDLAB2).

Experimental design

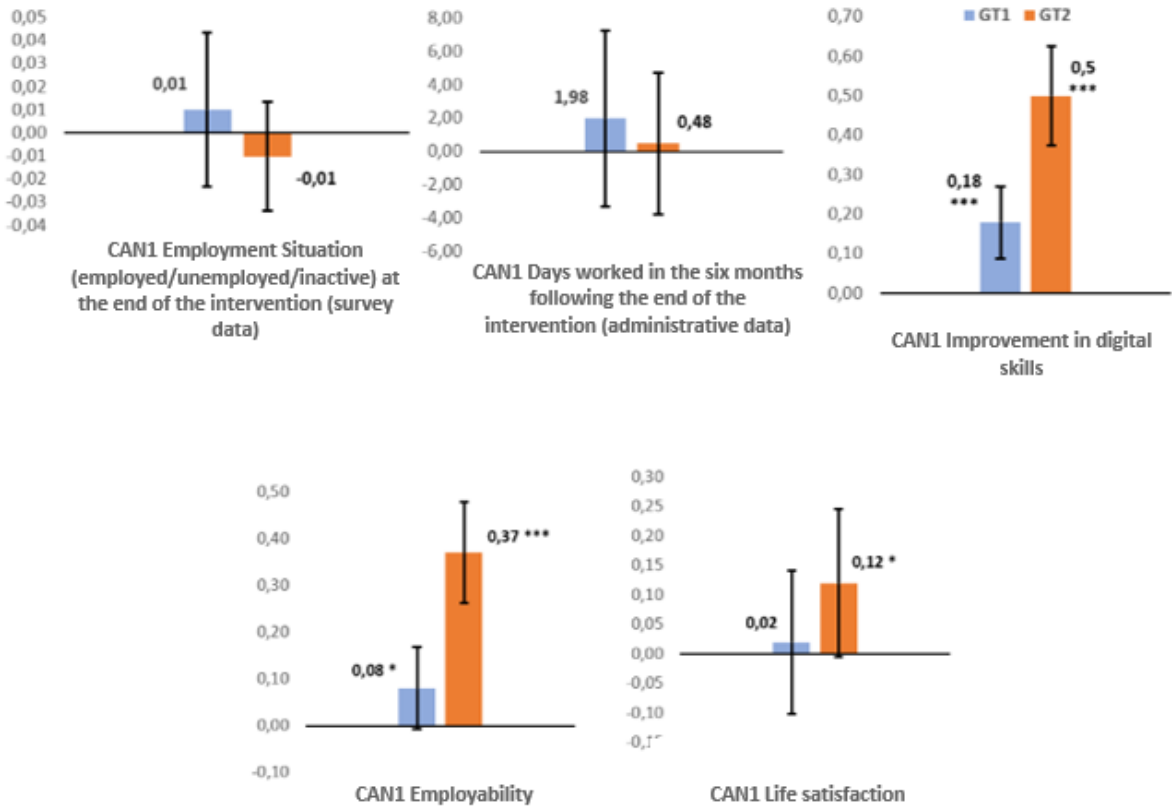
2,968 people participated in the first phase of this project, of which 988 were randomly assigned to **treatment group 1** (GT1, receiving only the digital kit), 994 were assigned to **treatment group 2** (GT2, receiving the digital kit and training) and 986 were assigned to the **control group** (CG, receiving no intervention).

In relation to the second phase, 2,200 people were contacted by telephone to take the survey (determining their eligibility), half of them being assigned to the treatment group and half to the control group. Of these, 375 responded to the survey, met the participation criteria, and agreed to participate in the training action.

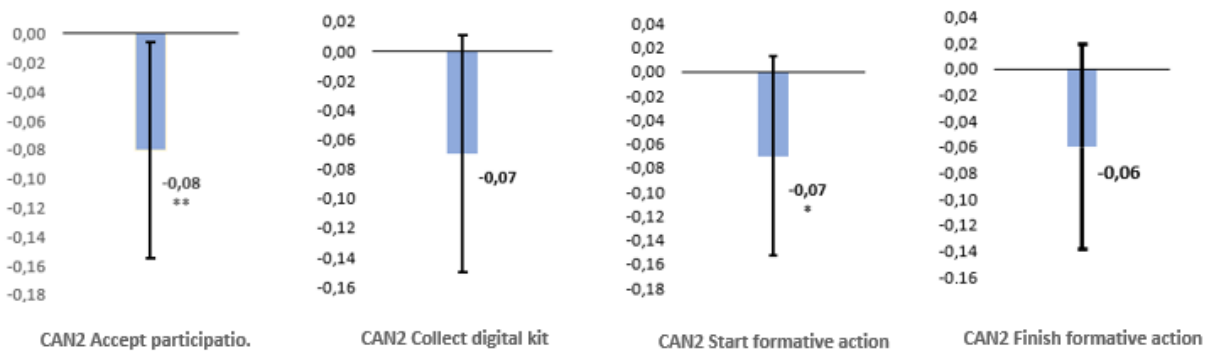
Outcome of the evaluation

The intervention REDLAB1 had the following effects:

- **Improvement in digital skills:** both treatment groups improved their digital skills, with the greatest improvement in GT2 (who received the training in addition to the digital kit): GT2 had an increase of **0.5 standard deviations (SD)** in the digital skills indicator, and **0.18 SD** the WG1. These effects are maintained in the medium term (six months after the end of the intervention), although they decrease slightly in magnitude.
- **Improvement in life satisfaction:** 0.12 standard deviation increase in self-reported life satisfaction in GT2, with no significant effects in GT1. In the medium term, both groups show a positive impact on life satisfaction.
- **Employability and job search:** positive and significant effect for both treatment groups on employability level and job-seeking ability, but, again, the effect is greater for Treatment Group 2. These effects are maintained over time (with a slight decrease) for the GT2. The employability and job search indicators focus on digital skills related to job search, such as being able to apply for employment status, renew unemployment benefits, or download and complete official forms.



Regarding the result of the REDLAB2 experiment, there is a **negative effect** of complete and detailed information (treatment) on participation in the training action. The results suggest that more information at the time of recruitment makes participants more aware of the commitment involved in the training action, leading to a higher degree of rejection of participation. Women and people between 45 and 54 years of age (compared to those between 55 and 64 years of age) seem to suffer more from this negative effect, although the difference is not significant in the first case.



Fundación “la Caixa” – “Espacios Infantiles: 0-3. Early Childhood Support Project for Families in Vulnerable Situations”

Specific support project for families with dependent children between 0 and 3 years old that combines continuous social accompaniment during the school year with access to the so-called «Espacios

infantiles 0-3». The intervention is connected to the territorial network "Caixaproinfancia" and was developed according to the intervention model of the program (social assessment, design of work plans, provision of services, monitoring and evaluation, always counting on the voluntary adherence and commitment of the families).

Implementing body

Fundación "la Caixa" collaborates with twenty organizations from the Third Sector of Social Action that are part of the territorial network "Caixaproinfancia".

Budget (signed by agreement)

€2,737,370.00, (executed up to Q4 2023): €2,423,530.49 at 88.5%.

Evaluation

General Secretariat for Inclusion (SGI) with the support of CEMFI and J-PAL Europe (Ana García-Hernández and Inés Torres Rojas).

Information of interest

About Fundación "la Caixa"	Situation of vulnerability with children aged 0-3 years
<p>For more than a century, the Fundación "la Caixa" has been working to offer more opportunities to people, especially those who need them most. Its commitment is to build a better future for all, developing solutions for social progress, culture and science, education and research and health. It promotes the progress of society by developing lasting solutions to improve the quality of life of all people, especially the most vulnerable.</p>	<p>The "Espacios infantiles 0-3" program aims to provide a place of reference for vulnerable families. Most applicants for financial aid are in a situation of vulnerability due to multiple factors: a low level of education, job insecurity, broken families, lack of knowledge of the language, inability to find a job, low self-esteem, lack of motivation to advance, etc. For this reason, the program is essential to carry out accompaniment and social support with the aim of promoting positive parenting: cash transfers to cover basic needs, support for labour and social insertion and workshops at household level on transversal skills and positive parenting.</p>

Intervention

The objective has been to develop parenting competencies from the paradigm of **positive parenting** with emphasis on care, upbringing and educational support, **to empower mothers and fathers** of children 0-3 through the strengthening of social skills and support for labour and social insertion processes and to compare the net effects produced by the development of the "Family Workshops 0-3" in the reduction of the social vulnerability of families and increasing parenting skills.

Both the treatment group and the control group received accompaniment and social support through different resources.

Additionally, the treatment group received training for the empowerment of families in parenting skills through the "Family Workshops 0-3", structured in the following six thematic blocks: mother, immediate post-partum, respectful parenting, food and sleep, integral development and play.

Scope of action

The **target population** was families in vulnerable situations with children aged 0 to 3 years from nine autonomous communities: **Andalusia** (Malaga and Seville), **Aragon** (Zaragoza), **Canary Islands** (Santa Cruz de Tenerife-San Cristóbal de la Laguna and Las Palmas), **Castilla y León** (Valladolid), **Catalonia** (Barcelona, Badalona and Sabadell), **Valencian Community**: (Valencia), **Basque Country** (Bilbao), **Community of Madrid** (Madrid and Leganés) and **Region of Murcia** (Beniján and Lorca).

Participation Profile

84% of the main guardians of the families that have participated in the itinerary are women, with the average age of these main tutors being between 34 and 35 years old. In addition, 45% have Spanish nationality and 74% are unemployed. The children (0-3) in their care are 54% boys and 46% girls.

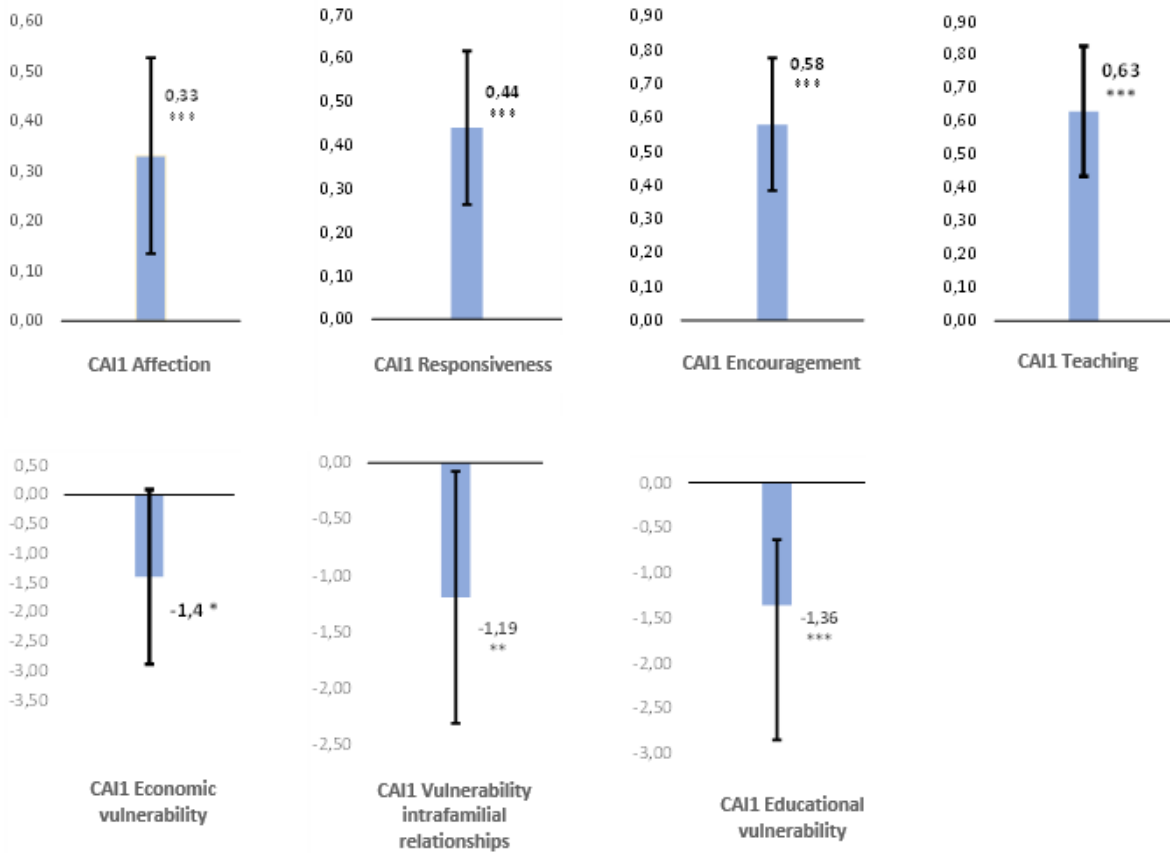
Experimental design

944 families participated in this project, of which 473 were randomly assigned to the treatment group and 471 were assigned to the control group.

Outcome of the evaluation

The main results of the evaluation of the "Family Workshops 0-3" aimed at vulnerable families with children between 0 and 3 years old are as follows:

- **Improvement of parenting competencies** observed and reported by **social workers**: the intervention has a positive and significant impact on observable competency indices (responsiveness, affect, encouragement, and education).
- **Improvement of parenting skills self-reported** by the families themselves: there is a positive impact on the index related to encouragement and affection with a lower significance than that observed in the measurements of the professionals.
- **Improvement of economic, intra-household and educational vulnerability**: positive impacts with a decrease in vulnerability in the treatment group in relation to the control group, being the educational dimension in which a greater statistical significance is appreciated.



Pilot Projects promoted by Autonomous Entities

Aragón - “ARAGÓN INCLUYE” - Personalized Itineraries and Digital Skills.

The project aims to evaluate the impact of digital skills training itineraries for the improvement of social or socio-labour inclusion in the population in situations of vulnerability or risk of exclusion in the autonomous community of Aragon. Specifically, it evaluates the improvement of digital skills and their use for activities of daily living and interaction with Public Administrations, as well as the improvement in employability and in the level of self-esteem and satisfaction with life.

Implementing body

Government of Aragon through the Aragonese Network of Social Organizations for Inclusion (Gobierno de Aragón a través de la Red Aragonesa de Entidades Sociales para la Inclusión)

Budget (signed by agreement)

€7,471,600, (executed up to Q4 2023): €6,753,369.11 at 90.39%.

Evaluation

General Secretariat for Inclusion (SGI) with the support of J-PAL Europe.

Information of interest

About the Government of Aragon	Social inclusion
<p>The Aragonese Institute of Social Services is an autonomous body dependent on the Department of Social Welfare and Family of the Government of Aragon that has its own budget and develops the powers of administration and management of all the social services of the Government of Aragon.</p>	<p>Most of the people in vulnerable situations require effective support for integration and social and labour promotion, where the instruments of action are aimed at preventing and alleviating situations of risk and social and labour exclusion, the project is aimed at guaranteeing the ethical principle of accessibility and the right of the whole society to use products and services in a state of equality, as well as to increase their level of self-satisfaction and improve their labour insertion, which is expected to improve the capacity for professional insertion and qualification and digitalization of people at risk of exclusion or poverty.</p>

Intervention

The project has consisted of **personalized projects** that include actions that have an impact on the personal, economic, health, housing, social and educational/pre-employment areas. Both the control group and the treatment group received social or socio-occupational support depending on their employment situation.

In addition, the treatment group received specific training in digital competences, structured in three levels (basic, intermediate and advanced) depending on the result obtained by each participant in the initial digital competence level test. Each level consists of the following five thematic blocks: "Management of computer devices", "Information processing", "Communication", "Office automation tools", "Telematic procedures and procedures". The training program is complemented by a personalized accompaniment process designed to consolidate the digital skills acquired during the training, adapting them to the specific needs of each participant.

Scope of action

The **target population** has been people who receive the Minimum Income Scheme (MIS) or the Aragonese Complementary Benefit of the Minimum Income Scheme (PACMIS), or who, without being beneficiaries of these benefits, are in a situation or risk of exclusion for reasons of economic and/or social vulnerability, and who are residents in the Autonomous Community of Aragon.

Participation Profile

27% of the participants are men and 73% women, most of them between 16 and 49 years old, of which 45% are Spanish nationals.

Experimental design

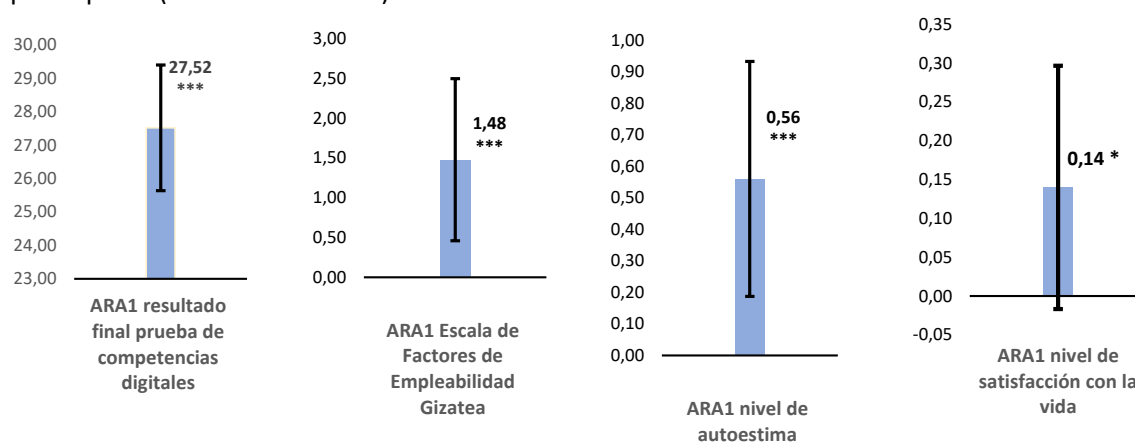
1,831 people agreed to participate in this project, of which 922 were randomly assigned to the treatment group and 909 to the control group.

Results of the evaluation

The results of the treatment evaluation reveal that digital skills training has had a positive effect on participants' digital skills. Specifically, improvements have been observed in digital skills (scale from 0 to 100) and in the level of use of devices such as computers, tablets and mobile phones. It also highlights the positive impact on the performance of online activities and procedures, as well as the knowledge of public administration sites and applications.

The analysis also shows a positive and significant, albeit modest, impact on the level of employability of the participants (Gizatea Employability Factors scale from -36 to 99).

Regarding emotional well-being, the itinerary has a positive effect on the level of self-esteem (Rosenberg scale from 10 to 40) and a limited impact on the level of satisfaction with life of the participants (scale from 0 to 10).



Ciudad Autónoma de Ceuta: INVOLUCRADOS - Project of Accompaniment for Employment and Digital Skills for People in a Situation of Social Exclusion

The MISOLUCRA2 project aims to assess whether basic personal skills training has a positive effect on employability and job search. A second objective is to assess whether training in digital activities for employment has a complementary effect with basic personal competences on employability and job search.

Implementing body

Department of Social Services of the Autonomous City of Ceuta (Consejería de Servicios Sociales de la Ciudad Autónoma de Ceuta)

Budget (signed by agreement)

€2,127,057.00, (executed up to Q4 2023): €2,004,590.38 at 94.24%

Evaluation

General Secretariat for Inclusion (SGI) with the support of CEMFI and J-PAL Europe (Antonio Cabrales, Warn N. Lekfuangfu).

Information of interest

About the Department of Social Services of the Autonomous City of Ceuta	Social exclusion in Ceuta
<p>The Department of Social Services is the first reference of the Public System of Social Services in the Autonomous City of Ceuta to make operational the social policy of the competent bodies of the Public Administration. It plans, manages and evaluates the Programs that are carried out, in order to respond to social needs. It coordinates the own resources, as well as others of the different social protection systems, as well as all the actions inherent to the Public System of Social Services itself.</p> <p>The Ministry for the development of the project has had the support and technical assistance of TRAGSATEC.</p>	<p>Unemployment and social exclusion are closely intertwined. Both unemployment and social exclusion represent significant socio-economic challenges due to their complexity, multidimensional nature and significant impact on millions of people.</p> <p>According to data from the INE, the autonomous city registered a rate at risk of poverty or social exclusion (AROPE indicator) of 42.4% in 2023, above the national average (26.9%). The city also reached an unemployment rate of 28.4% in 2023 (11.8% nationally). The educational situation presents significant challenges, with more than 50 per cent of the population aged 25-64 not having completed secondary education, the highest percentage nationally.</p>

Intervention

For Treatment Group 1, occupational interviews are conducted in order to establish a personalized plan of training and guidance for employment. Over a five-month period, participants receive personal skills training for employment, including both individual and group sessions. In addition, Treatment Group 2 also receives training in digital skills for employment. As in Treatment Group 1, the training will run for five months and will comprise individual and group sessions.

The Control Group is not involved in training activities, but does participate in the occupational interview, after which they will be provided with an Employment and Training Resource Guide of the City of Ceuta. The purpose of this intervention is to simulate the process carried out in the local Public Employment Services, thus allowing the traditional model to be compared with a more personalized approach to care. All participants will receive a smartphone, installation and instruction in the use of the activity log tool as an additional part of the content program in the Occupational Interview.

Scope of action

The **target population** is unemployed people who receive either the MIS from the central government and/or the Income Scheme from the autonomous authorities, over 16 years of age and under 65 years of age, who have basic Spanish, oral, reading and written comprehension skills and residents of the Autonomous City of Ceuta. Only one member of each household can participate in the project.

Participation Profile

66% of the participants are women, with an average age of 43.2 years, mostly of Spanish nationality (86%) and are unemployed (77%). 24% of the group are people with no education and 46% only have primary or lower secondary education.

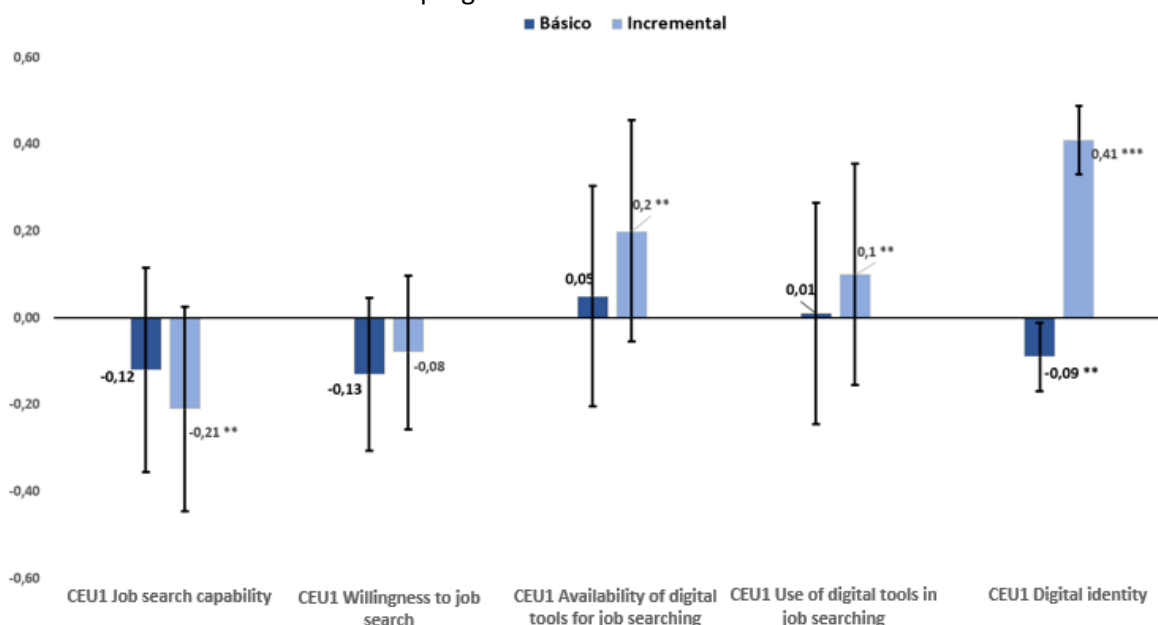
Experimental design

707 people participated in this project, of which 237 were randomly assigned to treatment group 1, 234 to treatment group 2, and 236 were assigned to the control group.

Outcome of the evaluation

The results of the evaluation of the MISolucra2 project indicate the possible existence of modest effects in some indicators, especially in the case of treatment 2, which had an impact on digital skills:

- In Treatment 2 some effects are observed in the **digital realm**. There is a potential increase in the availability and ability to use digital tools, and an increase in awareness of digital identity.
- In the case of the **self-perception** of the individual's subjective situation through the Ability to look for work and the Willingness to look for work, there may be an awareness of the situation of vulnerability in these matters, which, if verified in the short term, can be a first step to trigger in the medium and long term a behaviour on the part of the individual aimed at alleviating this situation of which he has already become aware.
- The horizon of the evaluation has been short-term, so it is not possible to detect effects in the areas studied in the medium and long term, a period that is considered more correct to be able to see the effects of the program.



Galicia - Comprehensive Support Project for the Reduction of Child Poverty

The project evaluates the impact of a comprehensive approach to child poverty in vulnerable families with children living in urban contexts and in rural areas facing territorial exclusion in Galicia. Through the offer of personalized services and interventions, according to the specific needs of each member of the household participating in the pilot project, the aim is to reduce the intergenerational transmission of poverty.

Implementing body

Ministry of Social and Youth Policy of the Government of Galicia (Consellería de Política Social e Xuventude, de la Xunta de Galicia)

Budget (signed by agreement)

€10,602,625.83, (executed up to Q4 2023): €5,679,071.17 at 53.6%.

Evaluation

General Secretariat for Inclusion (SGI) with the support of CEMFI and J-PAL Europe (Laura Hospido).

Information of interest

About the Ministry of Social Policy and Youth	Child Poverty
<p>The Department of Social Policy and Youth is the body responsible for proposing and implementing the general guidelines of the Government of the Xunta de Galicia in the field of welfare, which encompass the competences in the field of social services, including family policies, minors, social welfare, social inclusion, community services, immigration, care for people with disabilities and the elderly. the promotion of personal autonomy and care for people in situations of dependency and youth and volunteering policies.</p> <p>For the execution of this project, seven organizations of the Third Sector of Social Action have been supported: F. Juan Soñador, F. Meniños, Cáritas Mondoñeño-Ferrol, Cáritas Lugo, Asociación Arela, Centros de Desarrollo Rural O Viso and Portas Abertas.</p>	<p>Child poverty originates from different causes and is generally associated with poorer academic development and early school dropout. This implies a lower probability of having decent jobs in the future and, therefore, a loss of potential resources in terms of generating knowledge for society. This generates an intergenerational transmission of poverty, with four out of five poor people (83.3%) living in poverty for many years. For these reasons, child poverty is one of the main focuses of analysis of national and European social policies.</p> <p>According to the latest data presented by EAPN – España, Galicia registered a child poverty rate of 24.9% in 2022, that is, which is equivalent to around 92,000 children and adolescents.</p>

Intervention

The main objective of this project is to improve the levels of social inclusion of families with children and adolescents, thus reducing child poverty. To achieve this, the following was proposed:

- Offer household-based interventions adapted support and services that allow them to access services by eliminating current obstacles, promoting the full exercise of their rights and improving their social inclusion.
- Offer children specific support in the educational field that contributes to their continuity in the system, that improves their educational success and contributes to avoiding the intergenerational transmission of poverty.
- Offer the members of the household unit who are active or potential active population job training, which allows them to start itineraries towards employment, improving their skills and supporting them in the active search for employment.

This innovative program is evaluated in relation to the ordinary model of care of the Social Services, offering a panel of 22 interventions personalized according to the specific needs of each member of the household. The three main areas of the interventions of the itinerary are: work, education and social, the latter being made up of several dimensions (health and care, housing, digital skills, parental responsibility and community action).

Scope of action

The **target population** is families with dependent minor children, beneficiaries of Minimum Income Scheme and/or Social Inclusion Income of Galicia and other families in vulnerable situations, residing in one of the seven main cities of Galicia (A Coruña, Lugo, Ourense, Pontevedra, Ferrol, Santiago de Compostela and Vigo).

Participation Profile

54% of the participating families are single-parent families and almost 90% receive the MIS. Regarding the locations, 27% live in Vigo followed by A Coruña, where 23% of the participating families live.

Experimental design

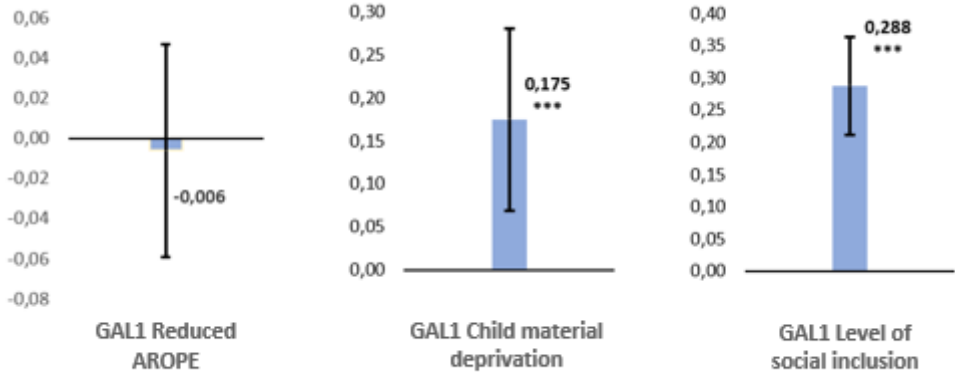
2,359 families participated in this project, of which 1,060 were randomly assigned to the treatment group and 1,299 were assigned to the control group. Randomization was performed at the family level.

Results of the evaluation

The new model of personalized accompaniment, according to the specific needs of each member of the recipient household, provides:

- **Improvement of child material deprivation:** comprehensive and personalized treatment has a positive and significant effect with an average improvement of between 0.13-0.17 standard deviations, compared to the traditional model.
- **Improved social inclusion:** the effect of comprehensive treatment is positive and significant with an improvement in participants' social inclusion between 0.20-0.29 standard deviations on mean, compared to the traditional model. Social inclusion is measured by an indicator calculated from

seven dimensions: health, housing, digital skills, parental responsibilities, community integration, education and employability.



País Vasco - Comprehensive Accompaniment Project for the socio-labour inclusion of recipients of MIS or Guaranteed Insertion Income

The project aims to improve the possibilities of social and labour insertion of the group of long-term unemployed people who are beneficiaries of the MIS and/or the RGI, through comprehensive accompaniment itineraries, and mixed employment-training initiatives that allow participants to acquire valid professional skills to improve their employability, enhance their skills and attitudes for job search, increase their proactivity, their motivation, and achieve greater economic autonomy that results in their own professional reaffirmation.

Implementing body

Autonomous Community of the Basque Country / Department of Labour and Employment of the Basque Government through Lanbide (Comunidad Autónoma del País Vasco / Departamento de Trabajo y Empleo del Gobierno Vasco a través de Lanbide)

Budget (signed by agreement)

€6,590,610.57, (executed up to Q4 2023) €5,727,061.40 at 86.9%.

Evaluation

General Secretariat for Inclusion (SGI) with the support of J-PAL Europe.

Information of interest

About the Department of Labour and Employment of the Basque Government through Lanbide	Situation of social exclusion and long-term unemployment
The Government of the Basque Country, through its Department of Labour and Employment, is responsible for the project. The implementation is	In the Basque Country, the unemployment rate in 2023 was 7.5%, with a percentage of long-term unemployed out of the total of 45.4%. About 39%

carried out by Lanbide, which is the Basque Employment Service, attached to the Department of Labour and Employment, and its purpose is to contribute to the full development of the right to stable and quality employment, and to favour the configuration of a labour market that contributes efficiently to guaranteeing the employability of workers. And to cover the needs of personnel adapted to the requirements of companies, as well as to promote social and territorial cohesion, through the management of employment policies and the implementation of labour legislation entrusted to it.

On the other hand, the social services of each municipal council are responsible for the coordination and recruitment of participants.

were beneficiaries of the Income Guarantee Income (RGI), a financial aid managed by Lanbide designed to support people in their search for work. This type of experiential employment and training program, given its duration, is particularly resource-intensive (personal, economic and coordination) but a priori can have very positive effects on the labour insertion of people far from the labour market. They complement other similar, but less intense programs that have been developed by Lanbide. Developing a pilot program and evaluating its effectiveness is therefore necessary to determine its incorporation into Lanbide's portfolio of services.

Intervention

The program consisted in the qualification of the participants through employment and training initiatives that respond to the needs of the labour market at the local level, which makes it possible to reconcile formal learning and professional practice in the workplace. The treatment they received was training **for 2 months**, preferably associated with certificates of professionalism, after which the people were **hired for 10 months** by the collaborating organizations in the form of an alternating training contract, receiving the remuneration that corresponds to them. The control group did not receive any specific treatment.

Scope of action

The **target population** is long-term unemployed people in the Autonomous Community of the Basque Country (they have been unemployed for at least 12 months in the last 18 months) and beneficiaries of the MIS and/or the Income Guarantee Income, and is implemented in the following territories: **Araba** (Vitoria-Gasteiz and Amurrio), **Bizkaia** (Bilbao, Bermeo, Sestao, Santurtzi, Orduña, Ermua, Muskiz and Mancomunidad de Encartaciones) and **Gipuzkoa** (Zumarraga, Irún, Arrasate and Tolosaldea)

Participation Profile

58% of the participants are men and 80% are of Spanish nationality. 43% of project participants are over 50 years of age and 64% have a lower level of education at or below lower secondary education.

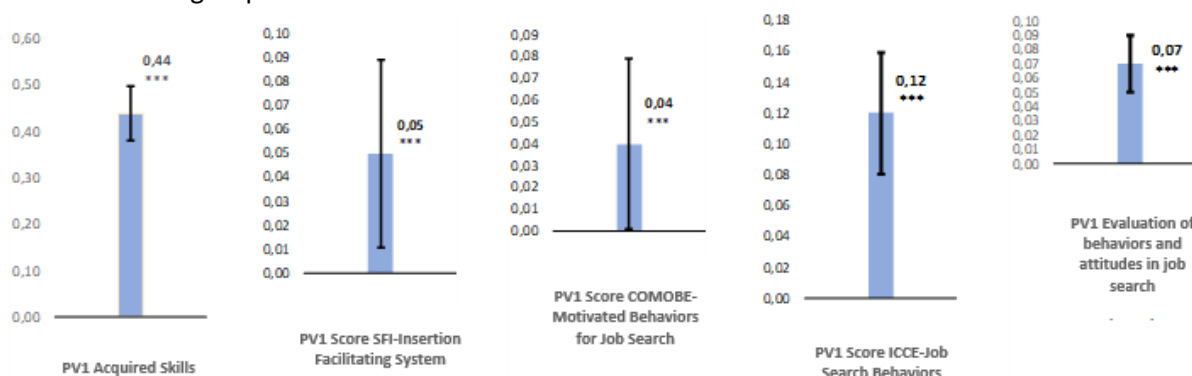
Experimental design

475 people participated in this project, of which 199 were randomly assigned to the treatment group and 276 were assigned to the control group.

Outcome of the evaluation

The main results of the evaluation are as follows:

- **Acquisition of professional competences:** the training received by the participants in the treatment group generated a very positive effect on the acquisition of professional competences, compared to those of the control group. Thus, this effect represents an almost six-fold increase in the treatment group compared to the average score of the control group.
- **Improvement of the Insertion Facilitator System:** the effect of the treatment on the Insertion Facilitator System represents an increase of 5.6% compared to the control group.
- **Improved proactivity and motivation towards employment:** the treatment has a positive effect compared to traditional interventions and registers an increase of more than 7% compared to the average score of the control group.
- **Improved job search knowledge and skills:** Participants in the treatment group improve job search behaviours, with an effect on these behaviours that implies a 31% increase over the average score of the control group.
- **Improved employability:** the treatment has a positive effect on the employability of participants in the treatment group, with a magnitude ranging from 11-13% more than the control group.



Cataluña - Training and Housing Improvement Project to Address Energy Poverty

The main objective is to evaluate the impact of different treatments on the reduction of energy poverty, combining physical investments to improve energy efficiency in publicly owned housing, with highly focused advice. The program aims to assess how public policies can act against the causes of energy poverty, such as: the energy inefficiency of homes and the difficulties of people adapting their consumption to their needs to improve the well-being of the participants.

Implementing body

Government of Catalonia (Department of Social Rights and Housing Agency) (Generalitat de Catalunya (Departamento de Derechos Sociales y Agència de L'Habitatge)

Budget (signed by agreement)

€11,000,000, (executed up to Q4 2023): €10,262,591.21 at 93.3%.

Evaluation

General Secretariat for Inclusion (SGI) with the support of J-PAL Europe.

Information of interest

About the Department of Social Rights of the Government of Catalonia	Energy poverty
<p>The Department of Social Rights of the Government of Catalonia is responsible for social services, benefits and protection policies, including the Guaranteed Income for Citizens, youth policies, policies for the elderly, and policies for families, children and adolescents.</p> <p>This Department is responsible for the execution of the project in collaboration with the Agència de l'Habitatge de Catalunya, the public body that manages the public housing stock in Catalonia.</p>	<p>One of the energy poverty indicators recommended by the European Observatory against Energy Poverty is the inability to keep the home at an adequate temperature: the percentage of the population that cannot keep their home at an adequate temperature.</p> <p>In the Autonomous Community of Catalonia, 15.9% of households indicate that they are unable to maintain an adequate temperature in their home.</p>

Intervention

This project aims to contrast the impact of different interventions or treatments on the reduction of energy poverty in groups at risk of social exclusion in the autonomous community of Catalonia. Specifically, it seeks to assess whether **training** and **counselling processes** on domestic energy consumption habits, on the one hand, and investments to **improve energy efficiency** in homes, on the other, are effective and to what extent they can reduce energy poverty.

In addition, two satellite actions are carried out with the following objectives:

1. Improve the situation of the participants in relation to their Minimum Income, accompanying them towards obtaining income through the Minimum Income Scheme.
2. To break with the situations of social isolation that the participants in the program may suffer and that represent an obstacle to their social progress.

Scope of action

The **target population** are households units that live in social rental housing owned by the Agència de l'Habitatge de Catalunya and that have investment needs to improve energy efficiency.

Participation Profile

Of the participating households, 54% have children and 16% are single-parent families. On average, the participating households have 3.1 members, and the monthly household income stands at 1,086 euros. 50% of the participants are recipients of a social bonus for spending on energy supplies. Regarding the conditions of the home, the energy certification of the homes is, on average, around categories F and E and the condition of the same is considered, for more than 80%, poor or fair.

Experimental design

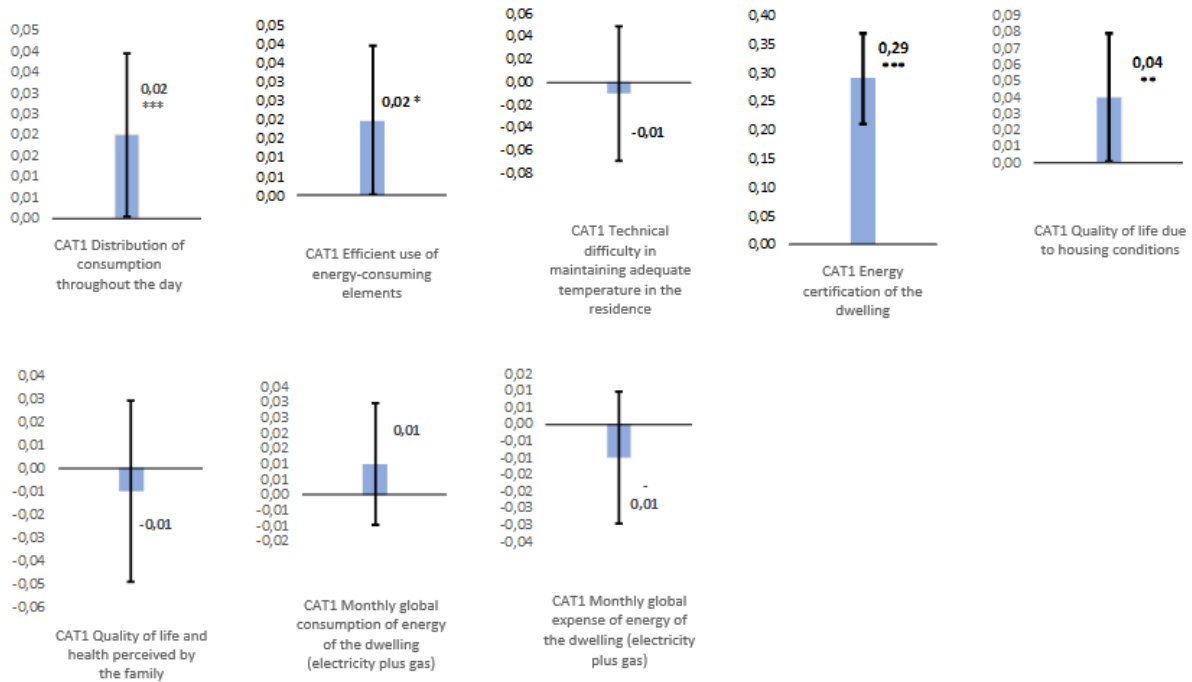
For the evaluation, three treatment groups and one control group that did not receive any intervention were proposed. Each treatment group consisted of 500 households, and the control group consisted of 492. Each treatment group receives different combinations of the two main interventions (training and investment) in an evaluation scheme that is called 2x2.

The first treatment group receives only the investments, the second group receives only the counselling-training, the third group receives both interventions.

Results of the evaluation

The main results of the evaluation are as follows:

- **Improvement in consumption habits:** the indicator of better distribution of energy consumption throughout the day increases by 32%, and the indicator of more efficient use of energy-consuming elements increases by 2%, in those homes that are advised.
- **Improvement of the energy efficiency of the home:** the index for the energy certification of the dwellings shows a significant improvement of 12% in the groups treated with investment in the dwelling, compared to the treatment group that does not receive investment and the control group. However, despite the investment made, the technical difficulty in maintaining an adequate temperature in the home does not diminish.
- **Improvement in the quality of life of the participating household units:** an improvement in the quality of life due to housing conditions is observed in the groups that receive investment, compared to those that do not, and there is no significant difference between applying only investment or investment together with advice. The family's self-perceived quality of life and health do not improve significantly with any treatment.
- The results indicate that the proposed treatments do not generate a decrease in monthly energy consumption. There is a saving on the energy bill in the treatment groups where energy advice is offered, as the monthly expenditure on gas and electricity is reduced. The following graphs show the results of the treatment group that received the energy investment and counselling interventions together compared to the control group.



Comunidad de Madrid – Project for the Improvement of Employability and Training in Young People

The project seeks to evaluate the effectiveness of a labour immersion model aimed at increasing the employability and socio-labour insertion of young people who are in a situation of early educational leaving.

Implementing body

Community of Madrid (Comunidad de Madrid)

BUDGET (signed by agreement)

€3,465,899, (executed up to Q4 2023): €2,638,105.52 at 76.1%

Evaluation

General Secretariat for Inclusion (SGI) with the support of J-PAL Europe.

Information of interest

About the Community of Madrid	Youth employability and educational return
<p>The General Directorate of Social Services and Integration of the Community of Madrid, belonging to the organic structure of the Ministry of Family, Youth and Social Affairs of the Community of Madrid, has as its mission the promotion of social services for the inclusion in society of people in a situation or risk of social exclusion. The project has been implemented in collaboration with the Pinardi Federation, a social entity for the promotion of young people in vulnerable situations.</p>	<p>Early school dropouts among young people aged 18 to 24 has a rate of 10.7% in Spain and 9.7% in the Autonomous Community of Madrid. Although school dropout shows a downward trend in the peninsula in the last 10 years, it is still above the European average (9.7%) and the 9% target sponsored by the European Union for 2030. This abandonment, in turn, generates a lack of self-esteem in young people that generates a negative self-concept as people who are not very competent and incapable of learning something new, which, together with academic deficiencies, can make it difficult to access the labour market, a market, the Spanish market, in which youth unemployment is also a structural problem.</p> <p>At the same time, the lack of employment creates a scenario conducive to increasing the risk of social exclusion among young people and reducing their quality of life.</p>

Intervention

The project has consisted of the evaluation of a model of youth employment and personalized educational return based on individual, intensive and comprehensive accompaniment that offers mentored job immersion services in companies. After an activation phase common to the treatment and control groups, the participants in the treatment group receive a "work immersion training program", through a triple mentoring; educational training, operational mentoring in the receiving company and professional mentoring.

Scope of action

The **target population** is young people between 18 and 29 years of age who are in a situation of early school dropouts (without completing the second stage of secondary education) or who, having obtained a qualification from the secondary education stage, are inactive and do not have training in a professional profile and/or have no work experience or is very precarious. In addition to having some added vulnerability (racialization, LGTBI+, migrant, etc.). The project has been carried out in the municipalities of Madrid, Alcalá de Henares, Fuenlabrada and Parla.

Participation Profile

46% of the participants are women and 54% men, all young people between 18 and 29 years old, and who are unemployed (98%), 60% are born in Spain. Only 26.5% of the participants have higher

education than secondary education or basic vocational training. 76.6% had less than one year's work experience.

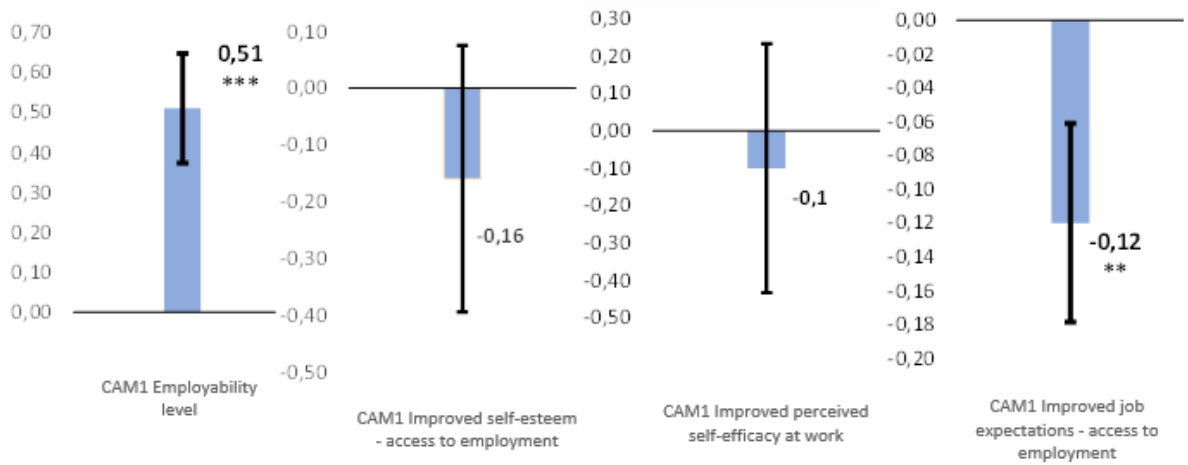
Experimental design

421 people participated in this project, of which 211 were randomly assigned to the treatment group and 210 were assigned to the control group. The control group received standard work accompaniment and the treatment group received personalized triple mentoring in intervention companies. The treatment consisted of an activation plan for the person and mentored job immersion in companies. The intervention was carried out in three cycles or editions with the aim of matching development to effective opportunities in the labour market and ensuring effectiveness in individualized accompaniment, as well as the adherence of participants to the program.

Outcome of the evaluation

The results of the evaluation of the intervention indicate an impact on employability, the main objective area of the project, while they do not indicate other changes in the short term, so they suggest a more medium and long-term analysis of the effects of the intervention:

- **Improvement in the employability of participants:** a positive and significant effect on employability is observed. Participants in the treatment group saw an improvement in their employability rate by about 20% compared to the control group. This result is even more positive to the extent that the actions of this program are more oriented to the medium and long term, so these short-term results reinforce a positive assessment in this aspect.
- **Lack of evidence on the short-term impact on employment and the rate of return to the education system.** The results indicate that no significant effects of increased employment or hiring are observed. Given the nature of the treatment, this short-term effect was difficult to determine, and a more observable effect is expected in the medium and long term. Similarly, there is no effect on the propensity to return to the education system. This may be since enrolment periods start in a period after the measurement of this indicator. In both cases, further measurement is required to assess the effects.
- **Possible self-perception of the situation of vulnerability in the workplace. No significant results were found** in terms of self-efficacy and self-esteem ratings, although the sign of the coefficients can be interpreted as indicative of a process of change and improvement in their situation in this regard. In the same vein, the negative perception of one's personal situation in the labour market may indicate awareness as the first step on the road to reversing this situation.



Comunidad Foral de Navarra – Educación: Educational Reinforcement Project for Minors in Vulnerable Situations

The aim of the project is to test the effectiveness of an intensive online tutoring program for educational reinforcement with teaching professionals, Mathematics focused, for students between 5th primary and 2nd year of ESO from vulnerable environments in the Autonomous Community of Navarre.

Implementing body

Department of Education of the Autonomous Community of Navarre (Departamento de Educación de la Comunidad Foral de Navarra)

Budget (signed by agreement)

€2,255,868, (executed up to Q4 2023): €1,217,346.02 at 54.00%

Evaluation

General Secretariat for Inclusion (SGI) with the support of CEMFI and J-PAL Europe (Teresa Molina-Millán, María Hernández-de-Benito).

Information of interest

About the Department of Education of the Autonomous Community of Navarre	Educational delay in students from vulnerable backgrounds
<p>The Department of Education of the Autonomous Community of Navarre is the body in charge of implementing the program. Its functions include the design of the actions necessary for an effective and quality provision of the non-university educational service in the area of competence of the Autonomous Community of Navarre, the proposal of programs that favour the inclusion of students, considering diversity, and the design of policies for the promotion and evaluation of the quality of the different educational levels, promoting the definition and implementation of systems. Quality processes and methods of quality assurance, evaluation and control.</p>	<p>Different experimental studies show that the learning loss generated as a result of the COVID-19 pandemic has been much more severely concentrated in students from vulnerable backgrounds. Online tutoring programs in small groups have been shown to have a very positive impact on learning in different experimental assessments conducted during the pandemic. Often these tutorials have been conducted by volunteers. However, there are very few scientific evaluations of the effectiveness of tutoring programs by specialized teaching staff. This project aims to expand the scope of previous studies carried out in Spain and Italy, as well as to evaluate new hypotheses.</p>

Intervention

The **main area of intervention** of the itinerary is educational. The **treatment** consisted of an intensive program (for 8 weeks) of online tutoring in groups of two or three students per mentor. The tutorials were carried out by professional teachers during extracurricular hours. In addition, there was a complementary treatment that consisted of varying the training received by tutors with an additional 12-hour training with greater emphasis on socio-emotional aspects. The control group did not receive any services from the program.

Scope of action

The **target population** is students in 5th and 6th year of Primary and 1st and 2nd year of ESO from vulnerable environments in the Autonomous Community of Navarre.

Participation Profile

50% of the students in Wave 1 and 52% in Wave 2 are women. Primary school pupils account for 69% of the participants in Wave 1 and 80% of Wave 2. By nationality, 65% of the participants in wave 1 and 69% in wave 2 are Spanish.

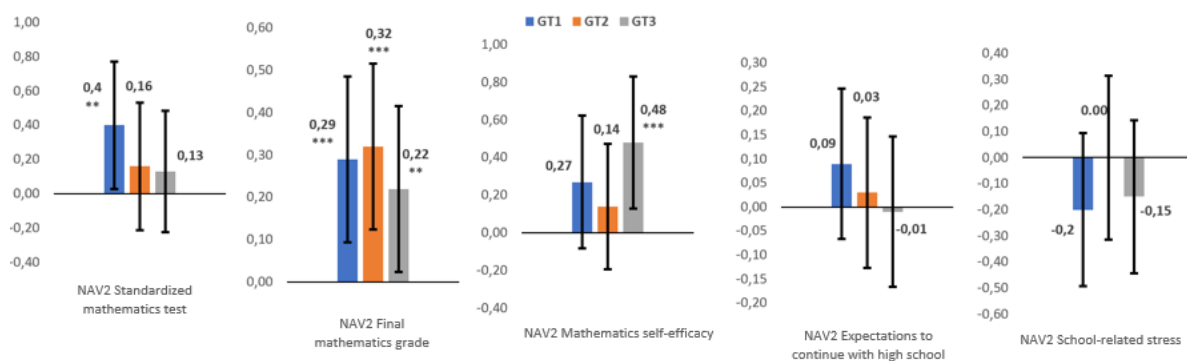
Experimental design

1,344 people from 46 schools participated in this project, of which 971 were randomly assigned to the treatment groups and 373 were assigned to the control group.

Outcome of the evaluation

The intensive 8-week online tutoring program for students from vulnerable backgrounds, with the aim of improving their academic skills in the area of mathematics, offers significant improvements in several aspects:

- **Improvements in maths:** Positive and significant effects were seen on math grades and placement tests for students who received tutoring.
- **Increased confidence and decreased anxiety in maths:** Students in tutoring groups experienced significant improvements in their self-efficacy and reduced anxiety about math.
- **Increased appreciation for mathematics:** Students assigned to tutoring, especially in the second wave of the program, reported a greater interest and appreciation for the subject of mathematics.
- **No effect on academic aspirations:** Despite improvements in performance and self-efficacy, no significant changes were detected in students' academic aspirations, such as the desire to continue high school studies or go to university.
- **Equivalence in performance between tutoring groups:** tutorials with 3 students do not worsen the results of tutorials in terms of school performance compared to tutorials with 2 students, suggesting that greater optimization of resources without compromising educational quality.
- **Importance of the social-emotional component:** The inclusion of social-emotional training for tutors in one of the treatment groups showed a positive impact on students' confidence in their math skills.
- **Heterogeneous results according to student characteristics:** The analyses showed that the effects of tutoring vary depending on the residential environment (greater benefit in urban areas), the previous level in mathematics (greater improvements among those who already had a higher level), and other characteristics such as gender and nationality.



Projects promoted by Local Entities

Ayuntamiento de Barcelona – Social Accompaniment and Adhesion to Inclusion Itineraries Project. "AMUNTI!"

This project evaluates a socio-labour integration project through a "one-stop-shop" model, where a personalized itinerary is created for the participants. This itinerary defines actions including job training, work placements and community participation.

In addition, and after verifying a low adherence to the first phase of the project, a new study was carried out to evaluate the "take-up" (acceptance rate) of the project. This second phase of the project, called AMUNT!, evaluates the effect of providing a clearer and more motivational message on the degree of participation in the different phases of the program.

Implementing body

Barcelona City Council (Ayuntamiento de Barcelona)

Budget (signed by agreement)

€9,319,398.05, (executed up to Q4 2023): €5,602,910.58 at 60.1%.

Evaluation

General Secretariat for Inclusion (SGI) with the support of CEMFI and J-PAL Europe (Teresa Molina-Millán and María Hernández-de-Benito).²¹

²¹ In the case of this evaluation of the project's take-up, Barcelona City Council had the support of researchers from the Institut Metròpoli, who have played a fundamental role in the development of the methodology and in the identification of the results of the RCT evaluation exercise. All of this was agreed between the City Council itself, the Institut Metròpoli, the MISSM and the researchers from CEMFI and J PAL Europa.

Information of interest

About Barcelona City Council	Social exclusion	The difficulty of recruiting for the Amunt!
<p>Barcelona City Council is responsible for the implementation of the project through the Department of Social Rights, Health, Cooperation and Community, which is the area responsible for social intervention services and care for vulnerable people, as well as the area of innovation, research and social participation.</p> <p>On the other hand, the pilot project has had the collaboration and support of the Municipal Institute of Social Services of Barcelona (IMSS), the teams of the Làbora program, Barcelona Activa, the Consorci de Educació de Barcelona, the Direcció de Servicis de Acció Comunitaria and the support research staff of the Institut Metròpoli.</p>	<p>Social exclusion goes beyond economic deprivation and is a multidimensional phenomenon that impacts various aspects of people's lives, hindering their full participation in society. Among the underlying causes of this phenomenon, unemployment is considered to be one of the main obstacles in addressing social exclusion.</p> <p>Limiting this problem to the municipality of Barcelona, the unemployment rate in 2023. Regarding the AROPE indicator, the latest data for the city of Barcelona, corresponding to 2020, show a rate of 25.8%.</p>	<p>The "non-take-up" situation refers to the lack of access to public benefits or services by those individuals who meet the requirements to be eligible. This leads to the underutilization of opportunities and reduces the effectiveness of social actions designed by the Public Administrations.</p> <p>In the specific case of the Amunt! project, there was a problem of non-take-up, as less than 60% of the planned participants agreed to participate in the program by signing the informed consent.</p>

Intervention

The participants of the treatment group of the AMUNT! project are subject to the intervention of the project through a one-stop shop, where a personalized itinerary is created in which the activities and modules to be followed for each participant are defined. These modules consist of training, community participation and entrepreneurship in the social and solidarity economy, and in some cases in labour insertion through work experience with internships in companies and participation in the municipal program Làbora, which accompanies them in the labour market and accompanies the company to offer the candidates that best suit their hiring needs.

The participants of the treatment group of the second phase will receive a clear and different motivational SMS message, in order to be more predisposed to join the "AMUNT!" project. Beyond this initial message, there were no differences in the attention within the recruitment process of the "AMUNT!" project between the treatment and control groups, and it was later observed how the participants of the two groups responded to the different phases of recruitment of this project and finally joined it.

The main **areas of intervention** of the itinerary are: work, social, training and community and the **Take-up** in the case of the second phase of the project.

Scope of action

The **target population** of both phases are beneficiaries of the MIS registered in the metropolitan area of Barcelona between the ages of 18 and 65 and with a disability of less than 65%.

Participation Profile

64% of the participants in the first phase are women, 96% are over 30 years old, 63% have Spanish nationality and 18% have a disability of less than 65%. Additionally, 71% of the participants are unemployed.

Additionally, 70% of the participants in the second phase are women. The mean age of the sample was 40 years. On the other hand, 71% of the participants have Spanish nationality and 46% of the individuals live in a single-parent household.

Experimental design

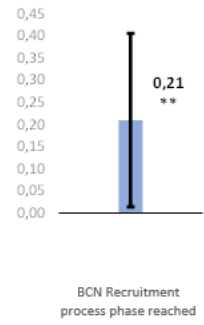
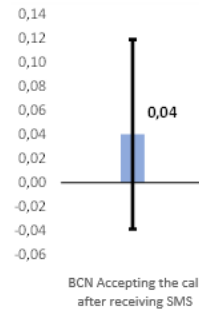
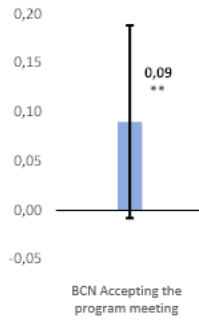
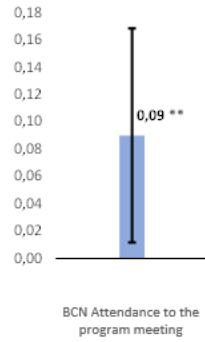
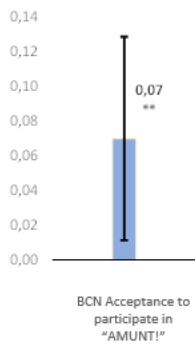
1,262 people participated in the first phase project, of which 796 were randomly assigned to the treatment group and 466 were assigned to the control group. The control group had access to the usual resources that could be provided by the Barcelona City Council and the treatment group was the object of the project action through the one-stop office created for this purpose in this project.

In relation to the second phase, 446 people participated in this project, of which 225 were randomly assigned to the treatment group and 221 were assigned to the control group. The control group received the more traditional SMS while the treatment group received the motivational SMS.

Results of the evaluation

Work is currently underway on the evaluation of the first phase of the project and the results of the impact have not yet been obtained.

Regarding the evaluation of the second phase, it is observed that the sending of a different, clear and different motivational SMS has a positive and significant effect on participation in the socio-labour inclusion program "AMUNT!". This effect is observed throughout the different phases of the recruitment process: The results show that the proportion of people who access the different phases of the recruitment process of the "AMUNT!" project increases by around 8 percentage points in the intermediate phases, and by 7 percentage points in the final phase. In relative terms, compared to the participation rate of the control group, the final effect on the participation rate of the inclusion program is an increase of approximately 50%.



B. List of Researchers and Associated Projects

Table 4. Listed Researchers

Researcher	Affiliation	Associated Projects
Monica Martinez-Bravo (until January 2024)	Secretary General for Inclusion of the MISSM; Professor at CEMFI on leave of absence	EAPN-España, Ayto. de Santander
Samuel Bentolila	Professor at CEMFI; J-PAL Europe Invited Researcher	Plena Inclusión
Miguel Almunia	Professor at CUNEF; J-PAL Europe Invited Researcher	EAPN-Canarias (REDLAB 1 y 2), Hogar Sí
Manuel Rings	Professor at Warwick University; J-PAL Affiliated Researcher	Principado de Asturias
Antonio Cabrales	Professor at the Universidad Carlos III; J-PAL Europe Invited Researcher	Ciudad Autónoma de Ceuta, Fundación CEPAIM, Región de Murcia
Guillermo Caruana	Professor at CEMFI	Fundación Secretariado Gitano
Yanina Domenella	PhD student at CEMFI	Plena Inclusión, EAPN-España, Cruz Roja
Yarine Fawaz	Researcher at CEMFI	Cáritas-Accede, Cáritas-Emplea-Lab, Ayto. de Santander
Ana Garcia-Hernandez	Senior Research & Policy Manager. TRAGSATEC and J-PAL Europe	Fundación Secretariado Gitano, Ayuda en Acción, Fundación la Caixa, Ayto. de Santander
Veronica Gonzales	PhD student at ESADE	Save the Children, Cruz Roja
María Hernández de Benito	Professor at the University of Alicante; J-PAL Europe Invited Researcher	Navarra-Educación, Ayto. de Barcelona, Castilla-La Mancha
Laura Hospido	Senior Economist at the Bank of Spain	Cáritas-Accede, Cáritas-Emplea-Lab, Galicia
Crown Kossuth (until July 2023)	Postdoctoral researcher at CEMFI	Ayuda en Acción, Fundación la Caixa

Researcher	Affiliation	Associated Projects
Warn Lekfuangfu	Professor at Universidad Carlos III	Ciudad Autónoma de Ceuta, Fundación CEPAIM, Región de Murcia
Teresa Molina-Millán	Professor at University of Alicante; J-PAL Europe Invited Researcher	Save the Children, Navarra-Education, Barcelona City Council, Castilla-La Mancha
Pedro Rey-Biel	Professor at ESADE; J-PAL Europe Invited Researcher	Save the Children, Cruz Roja
Carlos Sanz	Economist at the Bank of Spain	Comunitat Valenciana, EAPN-España
Inés Torres Rojas	Research & Public Policy Associate at J-PAL Europe; CEMFI Researcher	Fundación Secretariado Gitano, Ayuda en Acción, Fundación la Caixa, EAPN-España, Ayto. de Santander
Tom Zohar	Professor at CEMFI	EAPN-Canarias (REDLAB 1 & 2)

Table 5. List of members of the Ethics Committee

Member of the Ethics Committee	Affiliation	Position on the Ethics Committee
Luis Miguel Miller Moya	Senior Scientist at the Institute of Policies and Public Goods, CSIC	President
María Paz Espinosa Alejos	Professor at the University of the Basque Country	Committee member
Pablo Ernesto Brañas Garza	Professor at Loyola University	Committee member

C. Timeline of the Inclusion Policy Lab's Major Milestones

Table 6. Timeline Main Milestones of the Inclusion Policy Lab

Date	Milestones in the development of the Inclusion Policy Lab
May 29, 2020	The Minimum Income Scheme is established (Royal Decree-Law 20/2020).
April & May 2021	Dissemination phase of the initiative , bilateral virtual meetings are held with each of the Autonomous Communities to explain the process.
October 26, 2021	First Royal Decree 938/2021 , which regulates the direct granting of MISSM subsidies in the field of social inclusion, for an amount of 109,787,404 euros, within the framework of the RTRP.
December 28, 2021	Collaboration agreement with the Center for Monetary and Financial Studies Foundation (CEMFI) , to carry out research on social inclusion itineraries.
January 1, 2022	Entry into force of Law 19/2021 , of 20 December, establishing the Minimum Income Scheme .
January 2021	Launch of an Expression of Interest by interested entities and organizations to configure the second RD
November 2021 – February 2022	Signing of sixteen collaboration agreements with subnational public administrations and organizations of the third sector of social action for the development of itineraries corresponding to the first Royal Decree.
May 18, 2022	Second Royal Decree 378/2022 , of May 17, 2022, which regulates the direct granting of MISSM subsidies in the field of social inclusion, for an amount of 102,036,066 euros, within the framework of the .
March 11, 2022	Entry into force Order ISM/208/2022, of March 10, 2022, which creates the Ethics Committee linked to social inclusion itineraries.
July 4, 2022	Conference on the Laboratory of Inclusion Policies in Madrid. Dialogue between the President of the Government, Pedro Sánchez , and the Nobel Prize winner Abhijit Banerjee
July 18, 2022	Signing of the Memorandum of Understanding with J-PAL Europe , to support research into the effects of pilot projects, as well as to address issues of common interest in terms of impact assessment of inclusion policies and in the use of evidence obtained in the SGI's areas of action.
August 2022 – January 2023	Signing of eighteen collaboration agreements with subnational public administrations and organizations of the third sector of social action for the development of itineraries corresponding to the second Royal Decree.
October 31	The deadline for having carried out the interventions ends. (30 November for itineraries associated with the 2nd Royal Decree)
March 31	The deadline for having executed the expenditure related to the evaluation is ending.
April 2024	Milestone meeting with the European Commission
April 9	The Minister of the MISSSM, Elma Saiz , presents the results at the Council of Ministers
Year 2024	Dissemination Activities

D. List of Projects by Main Action Area and Target Population

Table 7. Basic description of itineraries

Implementing body	Main areas intervention	Population Recipient	People Experimental Sample	Direct beneficiaries	Direct + indirect beneficiaries
AUTONOMOUS COMMUNITIES					
Principality of Asturias	Digitalization	Beneficiaries of the MIS, the Basic Social Wage, or both, residing in rural or urban areas of the Principality.	1.654	1.654	3.746
Government of Aragon	Integral Digitalization	Residents in Aragon and beneficiaries of the MIS or the Aragonese Complementary Benefit of the MIS, or who are in economic and/or social exclusion.	1.831	1.831	4.995
Regional Government of Castilla-La Mancha	Integral	Women at risk or social exclusion, between 18 and 55 years of age with minors, and coming from households with unemployed people and recipients of the MIS, the Minimum Solidarity Income or are in social exclusion, and under the care of social services	1.652	1.652	5.092
Autonomous City of Ceuta	Work & Entrepreneurship Social accompaniment and non-take-up	Unemployed people receiving the MIS and/or the Minimum Income for Social Insertion, between 16 and 65 years old, with basic Spanish skills	707	707	2.764
Generalitat Valenciana 1 ^o RD	Integral Digitalization	Beneficiaries of the MIS or the Valencian Inclusion Income, or belong to groups in social vulnerability	1.573	1.573	4.620
Regional Government of Extremadura	Integral	Women between 18 and 45 years of age, holders of the Extremadura Guaranteed Income and/or MIS and with minors, from urban and rural areas of Extremadura	851	642	1.817
Galicia	Integral	Families with dependent children, beneficiaries of the MIS or the Galician Social Inclusion Income in urban areas of Galicia	6.801	3.633	3.633
Government of Navarre 1 ^o RD	Work & Entrepreneurship Social accompaniment and non-take-up	Recipients of MIS or Guaranteed Income from the Autonomous Community of Navarre who need social and labour support.	1.095	11.425	30.422
Government of the Basque Country	Work & Entrepreneurship	Recipients of the MIS and/or the Income Guarantee Income, and who are long-term unemployed in the Basque Country	475	199	392
Junta de Andalucía	Education Social accompaniment and non-take-up	Families with minors, in a situation of vulnerability or social exclusion and/or with a file in the community social services, recipients of the MIS or the Minimum Income for Social Insertion, and in which the minors have a significant degree of school absenteeism.	2.313	2.313	6.455
Government of Catalonia	Housing and energy poverty	Families with social rent in publicly owned housing of the Agència de l'Habitatge de Catalunya with investment needs to improve energy efficiency.	5.817	4.380	4.380
Community of Madrid	Work & Entrepreneurship	Young people between 18 and 29 years old, without secondary education, or without professional training or without work or precarious experience. And some group at risk of exclusion (racialization, LGTBI+, migrant, etc.).	421	421	1.232
Government of Murcia	Integral	People between 18 and 64 years of age, beneficiaries of the MIS, the Basic Insertion Income, or other people at risk of social exclusion	446	257	813

Implementing body	Main areas intervention	Population Recipient	People Experimental Sample	Direct beneficiaries	Direct + indirect beneficiaries
		in a situation of non-take-up. Inactive and not on work schedules			
Gobierno de Navarra 2ºRD	Education Digitalization	Students in 5th and 6th year of Primary and 1st and 2nd year of ESO (from 10 to 14 years old) from vulnerable environments in the Autonomous Community of Navarre	1.344	971	2.586
LOCAL ENTITIES					
Sevilla City Council	Education Social accompaniment and non-take-up	Minors (6 - 16 years old) absent or at risk of absenteeism and their families from the areas of social transformation of the municipality of Seville.	637	637	2.014
Santander City Council	Work & Entrepreneurship Social accompaniment and non-take-up	Applicants for the MIS or the Basic Social Income, or people in social exclusion, from 18 to 64 years old, residents of Santander, in a regular situation and with sufficient knowledge of Spanish.	352	352	913
Barcelona City Council	Work & Entrepreneurship Social accompaniment and non-take-up	MIS recipients registered in Barcelona, under 65 years of age, with a disability of less than 65%.	1.262	796	2.174
Madrid City Council	Education Social accompaniment and non-take-up	Families in a situation of social vulnerability with children under 8 years of age	5.414	5.414	5.414
THIRD SECTOR ORGANIZATIONS					
Fundación Secretariado Gitano	Education Social accompaniment and non-take-up	Students of Roma and non-Roma ethnicity, attending compulsory educational stages, as well as their families.	1.185	466	466
Hogar Sí	Work & Entrepreneurship	Homeless people from different cities in Spain	344	344	344
Plena Inclusión	Work & Entrepreneurship Social accompaniment and non-take-up	People with intellectual and developmental disabilities in different Autonomous Communities of Spain	512	512	1.425
Save the Children	Work & Entrepreneurship Education Social accompaniment and non-take-up	Families with minors, beneficiaries of the MIS and/or other Minimum Income of the Autonomous Communities, or in a situation of economic vulnerability, with sufficient knowledge of Spanish and an income level below the poverty line, from 4 municipalities in Madrid, Andalusia or Melilla	3.133	3.133	3.133
Cáritas Española	Integral	People at risk of poverty or social exclusion, who are already in intervention in the parishes of different municipalities in Spain.	2.625	2.625	7.509
EAPN	Social accompaniment and non-take-up	Residents of census tracts with high poverty rates, who meet the eligibility requirements to apply for the MIS.	12.425	2.023	5.149
Cruz Roja	Work & Entrepreneurship Social accompaniment and non-take-up	Unemployed adults between the ages of 25 and 55, and families with all members unemployed. Recipients of the MIS or any Minimum Income of the Autonomous Communities	695	695	2.027
Fundació Bofill	Education	Students from 4th Primary to 3rd year of ESO from vulnerable environments in the Autonomous Communities of Catalonia, Andalusia, Ceuta and Melilla	13.271	6.743	20.355
Fundación la Caixa	Education Social accompaniment and non-take-up	Families in vulnerable situations with minors from 0 to 3 years old residing in Spain	944	944	944

Implementing body	Main areas intervention	Population Recipient	People Experimental Sample	Direct beneficiaries	Direct + indirect beneficiaries
Fundació Esplai	Education	Students in the 2nd year of Secondary education or Higher-Level Training Cycle in highly complex centers, or with low percentages of university access, in metropolitan areas of Andalusia and Catalonia	10.566	10.556	30.686
Ayuda en Acción	Education Work & Entrepreneurship	Young people in environments of risk and social exclusion enrolled in (public) vocational training centers in Extremadura, Andalusia and Galicia	3.823	1.800	4.950
Cáritas Española 2ºRD	Work & Entrepreneurship Digitalization	Recipients of MIS or Minimum Income of the Autonomous Communities, or of working age in social exclusion	2.364	2.364	5.921
Fundación CEPAIM	Social accompaniment and non-take-up Digitalization	Foreign migrant women receiving the MIS or Basic Income for Insertion of Murcia	762	762	2.708
EAPN Canarias	Digitalization Work & Entrepreneurship	Holders of the MIS or the Canary Islands Insertion Benefit, aged 45 to 65, with a low level of education and residents in the Canary Islands.	2.968	2.968	5.134
TOTAL			90.262	74.792	174.213

E. Methodological annex of the Project Descriptions

Among the data provided to give a general overview of the projects (Figures 4 and 5), different variables have been considered according to the level of participation that people present in the intervention, in the evaluation (experiment) or in both. A distinction is made between:

- 1. People in experimental sample:** People participating in the experiment (treatment and control groups). These are people who have signed the informed consent form and have been randomly assigned to an intervention group. In projects where there are no participants per person because another randomization unit has been used (i.e., projects per household), the corresponding number of people is estimated.
- 2. Direct beneficiaries:** Participants who receive some type of intervention: treatment groups and control groups that receive a basic intervention, i.e., participate in non-pure control groups. In addition, other participants who participate in the intervention, but not in the evaluation, are considered.
- 3. Direct + indirect beneficiaries:** Direct beneficiaries (previously mentioned), as well as the members of their cohabitation unit. In some cases, where there is no data on the actual cohabitation unit, this data is estimated based on the average size of households receiving MIS in each province.

Some socio-demographic characteristics of **the population participating in the projects are detailed**. The breakdown of the variables available for each project is presented below and has been used to show the participation profile in Figure 6.

Table 8. Itineraries included in the graphs of basic socio-demographic characteristics

	Sex	Receive Benefits	Disability	Nationality	Educational Level	Employment Status	Minors	Age Groups	Type of home
AUTONOMOUS COMMUNITIES									
Community of Madrid	X		X	X	X	X	X		
Principality of Asturias	X	X			X		X	X	
Aragón	X	X	X	X	X	X	X	X	X
Castilla-La Mancha	X	X		X	X	X	X	X	X
Autonomous City of Ceuta	X	X			X	X	X	X	
Valencian Community	X	X	X		X	X	X	X	X
Extremadura	X	X			X	X			X
Galicia	X			X		X	X	X	
Navarre-Social Services	X	X			X		X	X	
Basque Country	X	X	X	X			X	X	
Andalusia	X	X		X			X	X	
Catalonia	X					X	X	X	
Region of Murcia	X	X		X	X	X		X	
Navarre-Education	X	X	X	X				X	
LOCAL ENTITIES									
Santander City Council	X	X			X	X	X		
City Council of Seville	X	X		X	X		X	X	X
Barcelona City Council	X		X		X	X	X	X	
Madrid City Council									
THIRD SECTOR ENTITIES									
Cáritas-Accede	X			X	X	X		X	
Cáritas-Emplea-Lab	X			X	X	X	X		
Cruz Roja	X	X	X	X	X	X	X	X	
Fundación Secretariado Gitano	X	X					X	X	
Hogar Sí	X	X	X	X	X	X	X	X	
Plena Inclusión	X		X	X	X		X	X	
Save the Children	X	X	X	X	X	X	X	X	
EAPN-España	X	X		X	X	X	X	X	X
EAPN-Canarias	X	X	X	X	X	X	X		X
Fundación la Caixa	X						X		X
Ayuda en Acción	X	X		X			X		X
Fundación CEPAIM	X	X			X		X		
Fundació Bofill	X			X					